



REGULAR MEETING OF THE BOARD OF DIRECTORS

**IDYLLWILD WATER DISTRICT
25945 Highway 243
Idyllwild, CA 92549**

January 18, 2023 – 6:00 P.M.

Pursuant to AB 361 and action taken by the Board pursuant to such, this meeting will be held in person and virtually.

Topic: My Meeting

Time: Jan 18, 2023, 06:00 PM Pacific Time (US and Canada)

Join Zoom Meeting

<https://us06web.zoom.us/j/85356536125?pwd=akROTGpmSkdmU2kraWJNRWR5SXNVQT09>

Meeting ID: 853 5653 6125

Passcode: 062961

One tap mobile

+16694449171,,85356536125#,,,,*062961# US

+12532050468,,85356536125#,,,,*062961# US

Dial by your location

+1 669 444 9171 US

+1 253 205 0468 US

+1 253 215 8782 US (Tacoma)

+1 346 248 7799 US (Houston)

+1 719 359 4580 US

+1 720 707 2699 US (Denver)

+1 646 558 8656 US (New York)

+1 646 931 3860 US

+1 689 278 1000 US

+1 301 715 8592 US (Washington DC)

+1 305 224 1968 US

+1 309 205 3325 US

+1 312 626 6799 US (Chicago)

+1 360 209 5623 US

+1 386 347 5053 US

+1 507 473 4847 US

+1 564 217 2000 US

Meeting ID: 853 5653 6125

Passcode: 062961

Find your local number: <https://us06web.zoom.us/j/85356536125?pwd=akROTGpmSkdmU2kraWJNRWR5SXNVQT09>



AGENDA

CALL TO ORDER

ROLL CALL

PUBLIC COMMENTS

Any person may address the Board at this time upon any subject not identified on this Agenda but within the jurisdiction of the district. Please note that for items not listed on the agenda, the Brown Act imposes limitations on what the Board may do at this time. The Board may not act on the item at this meeting. As to matters on the agenda, persons will be given an opportunity to address the Board when the matter is considered. Each speaker will be given four (4) minutes to address the Board. Comments should be directed to the Board as a whole and not directed to individual Board members.

1. CONSENT CALENDAR – 5 minutes

Consent Calendar items are expected to be routine and non-controversial, to be acted upon by the Board at one time without discussion. If any Board member, staff member, or interested person requests that an item be removed from the Consent Calendar, it shall be removed so that it may be acted upon separately.

A. MINUTES

Special Board Meeting: December 14, 2022

B. FINANCIAL REPORTS

1. Income statement for the six-month ending December 31, 2022

2. District warrants for December 2022

Check #17448 – 17539	= \$ 208,935.49
Gross Payroll	= \$ 63,625.00
Federal/State PR taxes	= \$ 4,950.00
LAIF Transfers	= \$ 0.00
Transfers/charges	= \$ 336.65

C. OPERATIONS REPORT

D. CONSIDER CONTINUATION OF REMOTE MEETINGS PURSUANT TO AB 361 AND MAKE REQUIRED FINDINGS

Board of Directors will consider continuing remote meetings pursuant to AB 361

INFORMATION

2. GENERAL MANAGER REPORT – 5 minutes

DISCUSSION ITEMS



3. **DROUGHT DISCUSSION** – 10 minutes

ACTION ITEMS

4. **2023 ELECTION OF OFFICERS OF THE BOARD OF DIRECTORS** – 10 minutes

Board of Directors will consider electing a President and Vice President for the 2023 calendar year.

5. **CONSIDER RESOLUTION NO, 789 TO OPPOSE INITIATIVE 21-0042A1** – 10 minutes

Board of Directors will consider opposing Initiative 21-0042A1 and approve Resolution No. 789.

DIRECTORS COMMENTS – 5 minutes

ADJOURNMENT

The next Board meeting is a Regular Meeting scheduled for Wednesday, February 15, 2023, at 6:00 p.m., to be held at the Idyllwild Water District Boardroom, 25945 Hwy. 243, Idyllwild, CA 92549.

Americans with Disabilities Act: In compliance with the ADA, if you need special assistance to participate in a District meeting or other services offered by this District, please contact the district office @ 951-659-2143 or email: office@idyllwildwater.com. Upon request, the agenda and documents in the agenda packet can be made available in appropriate alternative formats to persons with a disability. Notification of at least 48 hours prior to the meeting or time when services are needed will assist the district staff in assuring those reasonable arrangements can be made to provide accessibility to the meeting.



IDYLLWILD WATER DISTRICT

Memo

To: Board of Directors
From: Leo Havener, General Manager
Date: January 18, 2023
Subject: Item 1A – Board Minutes

Recommendation:

Board of Directors approve December 14, 2022, Special Board meeting minutes.

Attachments:

- Minutes of Special Meeting of the Board of Directors



SPECIAL MEETING OF THE BOARD OF DIRECTORS

IDYLLWILD WATER DISTRICT
25945 Highway 243
Idyllwild, CA 92549

December 14, 2022 – 6:00 P.M.

Pursuant to AB 361 and action taken by the Board pursuant to such, this meeting will be held in person and virtually.

AGENDA

CALL TO ORDER

President Schelly called the meeting to order at 6:00 p.m.

ROLL CALL

President Schelly, Vice President Szabadi, and Director Olson were physically present. Director Kunkle absence was excused. General Manager Havener and Chief Financial Officer Shouman were physically present. General Counsel Guiboa was present via Zoom.

SWEAR IN DIRECTORS

Steve Olson and Gene "Geno" Schneider took the Oath of Office as Directors for Idyllwild Water District. Board Secretary/General Manager Havener performed the Oath of Office.

PUBLIC COMMENTS

None

1. CONSENT CALENDAR

A. MINUTES

Regular Board Meeting: November 16, 2022

B. FINANCIAL REPORTS

1. Income statement for the three-month ending November 30, 2022
2. District warrants for November 2022

Check #17441 – 17487	= \$ 254,836.86
Gross Payroll	= \$ 68,830.00
Federal/State PR taxes	= \$ 5,675.00
LAIF Transfers	= \$ 0.00
Transfers/charges	= \$ 312.4



C. OPERATIONS REPORT

D. CONSIDER CONTINUATION OF REMOTE MEETINGS PURSUANT TO AB 361 AND MAKE REQUIRED FINDINGS

Board of Directors will consider continuing remote meetings pursuant to AB 361

DIRECTOR COMMENTS

Director Olson inquired about financial variance with Chief Financial Officer Shouman responding and addressing the question.

Vice President Szabadi inquired about backwash in the Operations Report with General Manager Havener responding and addressing the question.

PUBLIC COMMENTS

None

A MOTION was made by Vice President Szabadi to approve Consent Calendar. Director Olson seconded.

The vote was as follows:

AYES

Director Olson
Vice President Szabadi
Vice President Szabadi
President Schelly

NAYS

ABSTAIN

ABSENT

Director Kunkle

Motion approved.

INFORMATION

2. GENERAL MANAGER REPORT

General Manager Havener presented his report and addressed questions.

DIRECTORS COMMENTS

Director Schneider inquired about water operations with General Manager Havener responding and addressing the question.

PUBLIC COMMENTS

Steve Molton inquired if hydrant flushing is considered in the Operations Report water loss with General Manager Havener responding and addressing the question.



DISCUSSION ITEMS

3. PENSION PRESENTATION FROM PCS

Logan Sadler and two associates with PCS gave a presentation pertaining to employee retirement funds.

DIRECTORS COMMENTS

Vice President Szabadi asked clarification questions that PCS representatives addressed.

President Schelly inquired how many investment accounts were available for employees with PCS representatives stating that 15-20 accounts are available.

PUBLIC COMMENTS

None

The Board took a break at 6:53 p.m. prior to going into closed session.

CLOSED SESSION

4. CONFERENCE WITH REAL PROPERTY NEGOTIATOR – GOV'T CODE SECTION 54956.8

Property Description: Assessor's Parcel Number (APN) 906-040-021
Agency: Idyllwild Water District
District Negotiator: Leo Havener, General Manager
Negotiating Parties: Malek Alqudi
Under Negotiation: Price and Terms

5. CONFERENCE WITH REAL PROPERTY NEGOTIATOR – GOV'T CODE SECTION 54956.8

Property Description: Assessor's Parcel Number (APN) 557-120-002
Agency: Idyllwild Water District
District Negotiator: Leo Havener, General Manager
Negotiating Parties: Idyllwild Arts School
Under Negotiation: Price and Terms

The Board resumed Open Session at 7:11 p.m.

REPORT FROM CLOSED SESSION

No reportable action.



DIRECTOR COMMENTS

Vice President Szabadi suggested that IWD, Pine Cove Water District, and Fern Valley Water District hold an event to allow staff to interact with each other to improve relations between the three districts.

ADJOURNMENT

Board adjourned at 7:13 p.m.

IDYLLWILD WATER DISTRICT

IDYLLWILD WATER DISTRICT

BY: _____

BY: _____

Leo Havener
BOARD SECRETARY

Dr. Charles Schelly
BOARD PRESIDENT



IDYLLWILD WATER DISTRICT

Memo

To: Board of Directors
From: Leo Havener, General Manager
Date: January 18, 2023
Subject: Item 1B – Financial Reports

Recommendation:

Board of Directors accept December 2022 Financial Reports.

Attachments:

- Water Fund Condensed Income Statement
- Sewer Fund Condensed Income Statement
- District Warrants and Other Disbursements

IDYLLWILD WATER DISTRICT
Water Fund Condensed Income Statement
Operating Revenue - Water
Fiscal Year 2022 - 2023

Operating Revenue - Water	December 2022				Year to Date: July - December 2022			
	Condensed By Category	Actual	Budget	Variance	%	Actual	Budget	Variance
Base - Residential / Commercial	85,127	85,127	-	0.00%	510,763	510,763	-	0.00%
Sales - Residential / Commercial	52,086	70,000	(17,914)	-25.59%	380,847	443,000	(62,153)	-14.03%
Other Operating Revenue	-	-	-	0.00%	-	150	(150)	-100.00%
Other Non - Operating Revenue	5,980	200	5,780	2890.00%	5,980	200	5,780	2890.00%
Total Operating Revenues	143,193	155,327	(12,134)	-7.81%	897,590	954,113	(56,523)	-5.92%
Operating Revenue - Water	December 2022				Year to Date: July - December 2022			
By Category	Actual	Budget	Variance	%	Actual	Budget	Variance	%
Base Rate - Residential	63,089	63,089	-	0.00%	337,290	337,290	-	0.00%
Base Rate - Commercial	22,038	22,038	-	0.00%	173,473	173,473	-	0.00%
Sales - Residential	35,997	40,000	(4,003)	-10.01%	200,705	234,000	(33,295)	-14.23%
Sales - Commercial	16,089	30,000	(13,911)	-46.37%	180,142	209,000	(28,858)	-13.81%
Sales - Sewer	-	-	-	0.00%	-	-	-	0.00%
Sales - Construction / Other	-	-	-	0.00%	-	-	-	0.00%
Transfer Fees	-	-	-	0.00%	-	-	-	0.00%
Turn On / Off Fees	-	-	-	0.00%	-	-	-	0.00%
Lien & Lien Release Fees	-	-	-	0.00%	-	-	-	0.00%
Delinquency Fees	-	-	-	0.00%	-	-	-	0.00%
Will Serve Letter Fees	-	-	-	0.00%	-	150	(150)	0.00%
Other Miscellaneous	-	-	-	0.00%	-	-	-	0.00%
Installation Fees	5,980	200	5,780	0.00%	5,980	200	5,780	0.00%
Capacity Fees	-	-	-	0.00%	-	-	-	0.00%
Total Operating Revenues	143,193	155,327	(12,134)	-7.81%	897,590	954,113	(56,523)	-5.92%

IDYLLWILD WATER DISTRICT
Water Fund Condensed Income Statement
Water Sales In Cubic Feet
Fiscal Year 2022 - 2023

Water Sales		December 2022		
Meter Size	Residential	Commercial	Total CF	
R1 5/8	452,701	105,511	558,212	
R2 3/4	7,130	5,978	13,108	
R3 1"	43,379	73,593	116,972	
R4 1.1/2"	-	15,547	15,547	
R5 2"	-	4,534	4,534	
R6 3"	-	1,070	1,070	
IA 3"	-	11,907	11,907	
NC-WWTP	-	1,110	1,110	
Total Water Sales	503,210	219,250	722,460	

Water Accounts		December 2022		
Meter Size	Residential	Commercial	Total	
R1 5/8	1,430	104	1,534	
R2 3/4	12	18	30	
R3 1"	46	36	82	
R4 1.1/2"	-	16	16	
R5 2"	-	8	8	
R6 3"	-	1	1	
IA 3"	-	1	1	
NC-WWTP	-	1	1	
Total Accounts	1,488	185	1,673	

Sewer Accounts		December 2022		
Service Type	Residential	Commercial	Total	
Sewer Acct S	422	164	586	
Fire Services F "2"	-	-	-	
Fire Services F "3"	-	-	-	
Fire Services F "4"	-	3	3	
Total Sewer Accounts	422	167	589	

Total Water And Sewer Accounts	1,910	352	2,262
---------------------------------------	--------------	------------	--------------

IDYLLWILD WATER DISTRICT
Water Fund Condensed Income Statement
Operating Expenses - Water
Fiscal Year 2022 - 2023

Operating Expenses - Water				December 2022				Year to Date: July - December 2022			
No.	By Category	Actual	Budget	Variance	%	Actual	Budget	Variance	%		
1	Wages and Salaries Expenses	54,320	56,000	(1,680)	-3.00%	327,160	334,979	(7,819)	-2.33%		
2	Retirement Plan and Life Insurance	3,317	3,370	(53)	-1.57%	16,585	20,220	(3,635)	-17.98%		
3	Medical Insurance	10,802	10,500	302	2.88%	71,785	62,100	9,685	15.60%		
4	Uniform Expenses	-	-	-	0.00%	900	900	-	0.00%		
5	Worker's Comp Insurance	-	-	-	0.00%	3,507	4,000	(493)	-12.33%		
6	Retirement Medical Insurance	4,776	4,800	(24)	-0.50%	4,776	4,800	(24)	-0.50%		
7	Board Reimbursement	512	600	(88)	-14.67%	2,431	3,600	(1,169)	-32.47%		
8	Office Supplies	575	1,500	(925)	-61.67%	3,923	9,000	(5,077)	-56.41%		
9	Office Cleaning Service	225	250	(25)	-10.00%	1,125	1,500	(375)	-25.00%		
10	Postage and Mailing Fees	2,193	1,500	693	46.20%	4,272	6,800	(2,528)	-37.18%		
11	Training and Education	-	500	(500)	-100.00%	-	2,000	(2,000)	-100.00%		
12	Reimbursement, Travel, Meals, Etc.	-	1,000	(1,000)	-100.00%	942	4,990	(4,048)	-81.12%		
13	Dues, Fees, Subscriptions	4,002	1,500	2,502	166.80%	7,994	9,000	(1,006)	-11.18%		
14	Computer Services	1,409	1,800	(391)	-21.72%	9,754	10,600	(846)	-7.98%		
15	Legal Services	2,310	2,000	310	15.50%	16,278	12,000	4,278	35.65%		
16	Engineering and Consulting	-	3,000	(3,000)	-100.00%	2,219	15,100	(12,881)	-85.30%		
17	Utilities, Electricity	2,485	8,000	(5,515)	-68.94%	35,874	48,900	(13,026)	-26.64%		
18	Utilities, Gas & Fuel	-	620	(620)	-100.00%	2,200	3,720	(1,520)	-40.86%		
19	Utilities, Propane	-	100	(100)	-100.00%	324	600	(276)	-46.00%		
20	Utilities, Telephone and Internet	2,287	2,500	(213)	-8.52%	13,654	15,000	(1,346)	-8.97%		
21	Utilities, Waste Management Fees	222	250	(28)	-11.20%	1,332	1,500	(168)	-11.20%		
22	Insurance, Liability, Auto, Property	-	-	-	0.00%	64,200	117,000	(52,800)	-45.13%		
23	Fees, State, County Water System	28,934	14,000	14,934	106.67%	41,359	42,000	(641)	-1.53%		
24	General Plant & Treatment Services	8,999	12,500	(3,501)	-28.01%	77,041	75,000	2,041	2.72%		
25	Vehicles Repairs & Maintenance	27,861	1,500	26,361	1757.40%	32,548	8,500	24,048	282.92%		
26	Laboratory Services	1,924	4,000	(2,076)	-51.90%	16,489	24,000	(7,511)	-31.30%		
27	Water Security System	-	500	(500)	-100.00%	-	3,000	(3,000)	-100.00%		
28	Advertising and Publishing	-	1,200	(1,200)	-100.00%	3,166	7,200	(4,034)	-56.03%		
29	Bank Fee Charge	366	250	116	46.40%	1,475	1,600	(125)	-7.81%		
30	Water Maintenance and Supplies	-	-	-	0.00%	24,103	10,000	14,103	141.03%		
31	Accounting & Auditing Fees	-	-	-	0.00%	6,150	10,000	(3,850)	-38.50%		
Total Operating Expenses		157,519	133,740	23,779	17.78%	793,566	869,609	(76,043)	-8.74%		
Water Total Income And (Loss)		(14,326)	21,587	(35,913)	-166.36%	104,024	84,504	19,520	23.10%		

IDYLLWILD WATER DISTRICT
Sewer Fund Condensed Income Statement
Operating Revenue - Sewer
Fiscal Year 2022 - 2023

Operating Revenue - Sewer Condensed By Category	December 2022			Year to Date: July - December 2022		
	Actual	Budget	Variance	Actual	Budget	Variance
Base - Residential / Commercial	41,513	41,513	-	249,078	249,078	-
Other Operating Revenue	20,287	20,287	-	121,722	121,722	-
Total Operating Revenues	61,800	61,800	-	370,800	370,800	-

Operating Revenue - Sewer By Category	December 2022			Year to Date: July - December 2022		
	Actual	Budget	Variance	Actual	Budget	Variance
Base - Residential / Commercial	41,513	41,513	-	249,078	249,078	-
Sales - Residential / Commercial	20,287	20,287	-	121,722	121,722	-
Other Operating Revenue	-	-	-	-	-	-
Other Non - Operating Revenue	-	-	-	-	-	-
Total Operating Revenues	61,800	61,800	-	370,800	370,800	-

IDYLLWILD WATER DISTRICT
Sewer Fund Condensed Income Statement
Operating Expenses - Sewer
Fiscal Year 2022 - 2023

No.	By Category	December 2022				Year to Date: July - December 2022			
		Actual	Budget	Variance	%	Actual	Budget	Variance	%
1	Wages and Salaries Expenses	13,265	15,000	(1,735)	-11.57%	71,794	84,000	(12,206)	-14.53%
2	Retirement Plan and Life Insurance	1,034	1,500	(466)	-31.07%	5,170	8,160	(2,990)	-36.64%
3	Medical Insurance	3,600	3,500	100	2.86%	22,283	20,400	1,883	9.23%
4	Uniform Expenses	-	-	-	0.00%	600	1,059	(459)	-43.34%
5	Worker's Comp Insurance	-	1,500	(1,500)	-100.00%	1,423	4,740	(3,317)	-69.98%
6	Retirement Medical Insurance	1,592	1,850	(258)	-13.95%	3,805	9,250	(5,445)	-58.86%
7	Board Reimbursement	170	200	(30)	-15.00%	680	800	(120)	-15.00%
8	Office Supplies	181	590	(409)	-69.32%	1,467	3,540	(2,073)	-58.56%
9	Office Cleaning Service	75	150	(75)	-50.00%	450	670	(220)	-32.84%
10	Postage and Mailing Fees	732	275	457	166.18%	2,336	1,375	961	69.89%
11	Training and Education	-	-	-	0.00%	-	-	-	0.00%
12	Reimbursement, Travel, Meals, Etc.	-	110	(110)	-100.00%	114	330	(216)	-65.45%
13	Dues, Fees, Subscriptions	1,172	500	672	134.38%	3,025	3,000	25	0.83%
14	Computer Services	470	600	(130)	-21.67%	3,296	3,600	(304)	-8.44%
15	Legal Services	770	285	485	170.18%	5,999	1,710	4,289	250.82%
16	Utilities, Electricity	4,513	5,000	(487)	-9.74%	78,349	28,950	49,399	170.64%
17	Utilities, Gas and Fuel	200	213	(13)	-6.10%	801	1,352	(551)	-40.75%
18	Utilities, Propane	-	-	-	0.00%	-	-	-	0.00%
19	Utilities, Telephone and Internet	755	1,000	(245)	-24.50%	4,505	6,000	(1,495)	-24.92%
20	Utilities, Waste Management Fees	74	80	(6)	-7.50%	444	480	(36)	-7.50%
21	Vehicles Repairs and Maintenance	1,098	1,500	(402)	-26.80%	19,271	5,000	14,271	285.42%
22	Engineering and Consulting	-	200	(200)	-100.00%	-	800	(800)	-100.00%
23	Maintenance and Supplies	-	1,000	(1,000)	-100.00%	5,016	3,300	1,716	52.00%
24	General Plant and Treatment Services	14,901	5,000	9,901	196.02%	29,783	30,000	(217)	-0.72%
25	State and County Sewer System Fees	-	500	(500)	-100.00%	-	2,000	(2,000)	-100.00%
26	Minor Equipment and Supplies	-	125	(125)	-100.00%	123	375	(252)	-67.20%
27	Sewer Leases	4,659	4,700	(41)	-0.87%	4,659	4,700	(41)	-0.87%
28	Advertising and Publishing	-	500	(500)	-100.00%	899	2,500	(1,601)	-64.04%
29	Laboratory Services	655	2,000	(1,345)	-67.25%	4,472	10,000	(5,528)	-55.28%
30	Sewer Security System	-	300	(300)	-100.00%	-	1,500	(1,500)	-100.00%
31	Accounting and Auditing Fees	-	-	-	0.00%	2,050	15,000	(12,950)	-86.33%
32	Liability, Auto and Property Insurance	-	-	-	0.00%	17,795	10,500	7,295	69.48%
33	Waste Disposal Fees	-	-	-	0.00%	3,291	4,000	(709)	-17.73%
Total Operating Expenses		49,816	48,178	1,638	3.40%	293,900	269,091	24,809	9.22%
Sewer Total Income And (Loss)		11,984	13,622	(1,638)	-12.02%	76,900	101,709	(24,809)	-24.39%



IDYLLWILD WATER DISTRICT

Memo

To: Board of Directors
From: Leo Havener, General Manager
Date: January 18, 2023
Subject: Item 1C – Operations Report

Recommendation:

Board of Directors accept December 2022 Operation Report.

Attachments:

- Monthly Operations Report
- Well Production Data
- Well Statics
- Water System Schematic for Operations Report

Idyllwild Water District

Monthly Operations Report

December 2022

Supplies to System	838,629 CF	19.25 AF		
Increase / Decrease	(34,790) CF	-4% Billing Period	-0.04	Daily Demand
Number of Wells Available	12	323 GPM Available		
Water Sales	722,460 CF	93,540 CF	Non-Water Sales	
Total Water/Non-Water Sales	816,000 CF	3% Loss		

Full-Time	FV1A	1
Part-Time	4, 10, 13, 15, 23, FV2, Golden Rod	7

Strawberry Creek Diversion	0 CF	0.00 AF	11.71 AFY
Lilly Creek Flow	0 CF	0.00 AF	0.00 AFY
Foster Lake Level (Max. 18')	0 Feet	0 Inches	

Non-Water Sales	Gallons	CF
WTP Backwash	201,000	26,872
IWD Flushing	10,001	1,337
Main Line Leaks		-
Distribution Line Leaks		-
Fire Dept. Usage, Per IFPD	100,075	13,379
Hydrant Sales		-
Wastewater Plant	8,303	1,110
Storage Tanks Variance	581,301	77,714
Total	699,679	93,540

Not Included in Total

Stage Criteria				
Month	Avg. GPM	Max	%	Stage
Dec	155.6	323	48%	1
Nov	162.0	323	50%	2
Oct	171.4	323	53%	2
Sept	193.8	323	60%	2
Aug	185.4	333	56%	2
July	233.0	333	70%	3

Well Statics - In Feet, Pumping Level (PL) / Static Level (SL)

Foster Lake Area	SL #3	38	SL #7	42	SL #14	48	FL Avg.	43
Creek Area	PL #23	10	SL #24	18				
Nature Center	SL #26	47	SL #27	44	SL #28	126		
Fern Valley	PL FV1A	402	PL FV2	312				

Storage Tanks

Location	CF/FT	Level	Volume CF
Foster Lake	11,698	20.8	243,318
Rock Dale Tank	2,718	21.1	57,350
Delano Tank	1,337	20.9	27,943
South Ridge Tank	3,509	18.1	63,513
Wild Wood Tank	919	11.4	10,477
Golden Rod Tank	891	22.6	20,137

Total	422,738 CF	Storage Supplies Max. 3.702 MGD	85%
Storage in MGD	3.16		
Production Days	28	Production Minutes	40,320
		Average GPM	155.6

Idyllwild Water District

Well Production Data

December 2022

Well		Cubic Feet	Acre Feet	Full-Time / Part-Time	Status	GPM	Comment
No.	Name						
1	Horizontal		-				
2	Foster Lake		-				
4	Foster Lake	144,880	3.3	PT	On	35.3	
10	Foster Lake	56,510	1.3	PT	On	12.0	
11	Foster Lake		-				
12	Foster Lake		-				
13	Foster Lake	10,810	0.2	PT	On	22.1	
15	Foster Lake	104,628	2.4	PT	On	23.0	
16	Foster Lake		-				
23	Stratton	105,680	2.4	PT	On	37.1	
24	Curtis		-				
25	Donahoo		-				
26	Nature Center		-				
27	Nature Center		-				
28	Rock Dale		-				
FV1A	Fern Valley	200,780	4.6	FT	On	38.7	
FV2	Fern Valley	185,369	4.3	PT	On	35.9	
31	Golden Rod	17,750	0.4	PT	On	17.2	
	Oakwood		-				
Total		826,407	18.97			221.3	

Cedar Glen Meter	329,050	CF	7.6	AF
District Production	509,579	CF	11.7	AF
Total Supplies to System	838,629	CF	19.3	AF

Days of Production	28	Minutes of Production	40,320
Average System GPM	155.59		

Idyllwild Water District

Well Statics

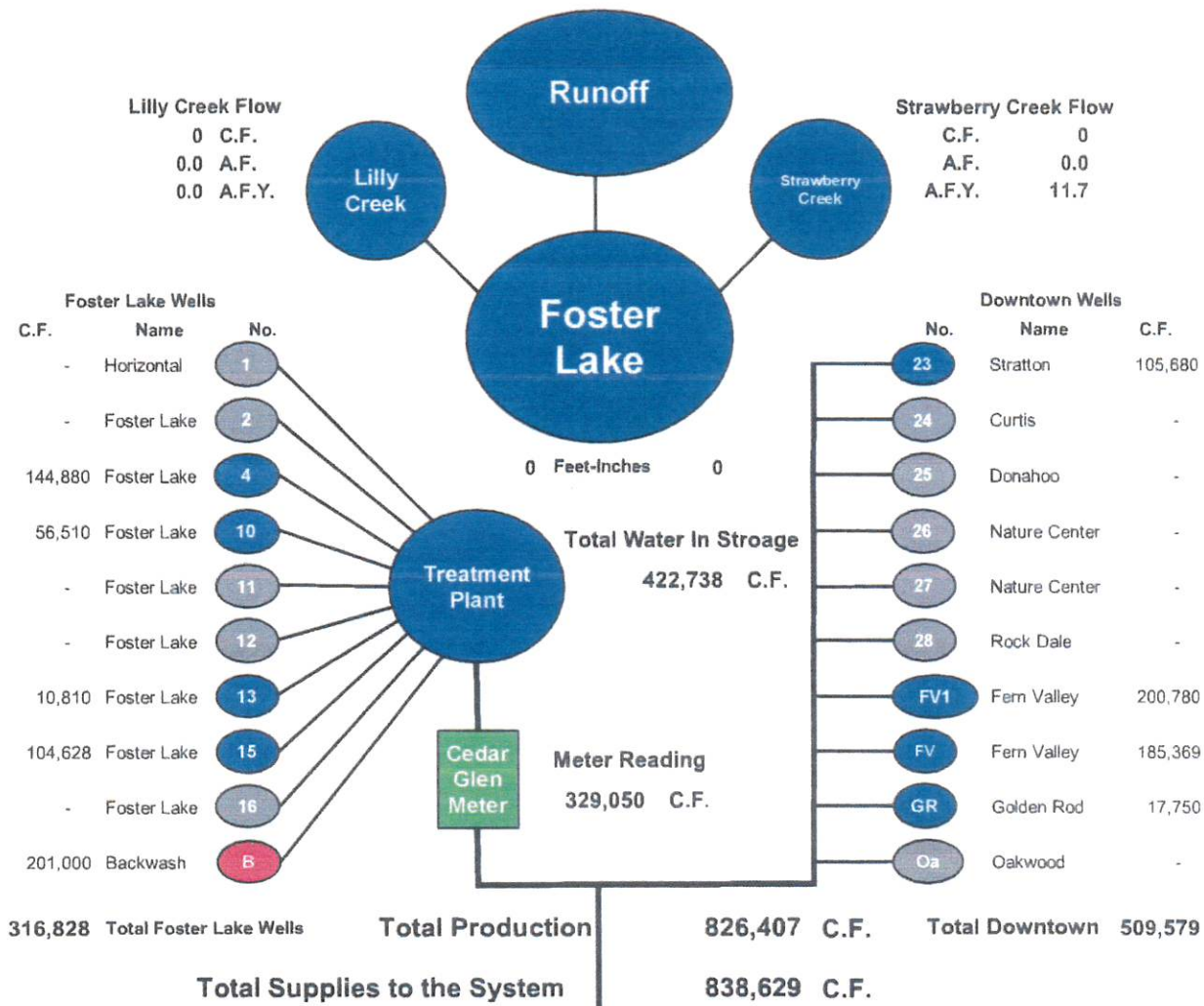
December 2022

No.	Initial	Level In Feet	Pumping Level (PL) / Static Level (SL)	Comments
3	EF	38.0	SL	
7	EF	42.0	SL	
14	EF	48.0	SL	Foster Lake Average = 42.7
23	EF	10.0	SL	
24	EF	18.0	SL	
26	EF	47.0	SL	
27	EF	44.0	SL	
28	EF	126.0	SL	
FV1A	EF	402.0	PL	
FV2	EF	312.0	PL	
31 - GR			SL	
MW6			SL	
FL2			SL	
FL10			SL	
FL13			SL	
FL15			SL	
FL4			SL	
6			SL	
19			SL	

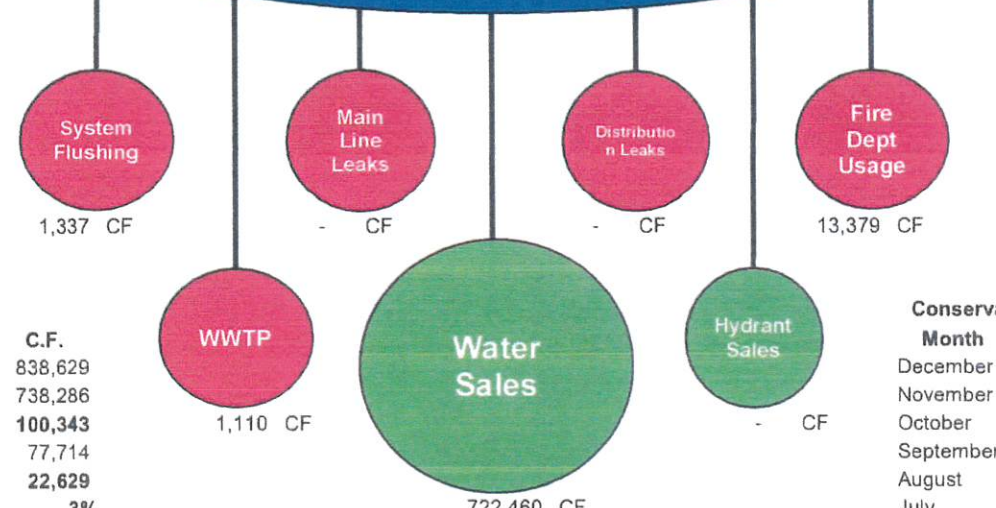
Idyllwild Water District

Water System Schematic For Operations Report

December 2022



Idyllwild Water System



System Loss	C.F.
Total System	838,629
Total Usage	738,286
Difference	100,343
Tank Variances	77,714
Unaccounted	22,629
Loss %	3%

Conservation Stage	
Month	Stage
December	1 - 48%
November	2 - 53%
October	2 - 53%
September	2 - 58%
August	2 - 56%
July	3 - 70%

General Manager Report

January 18, 2023



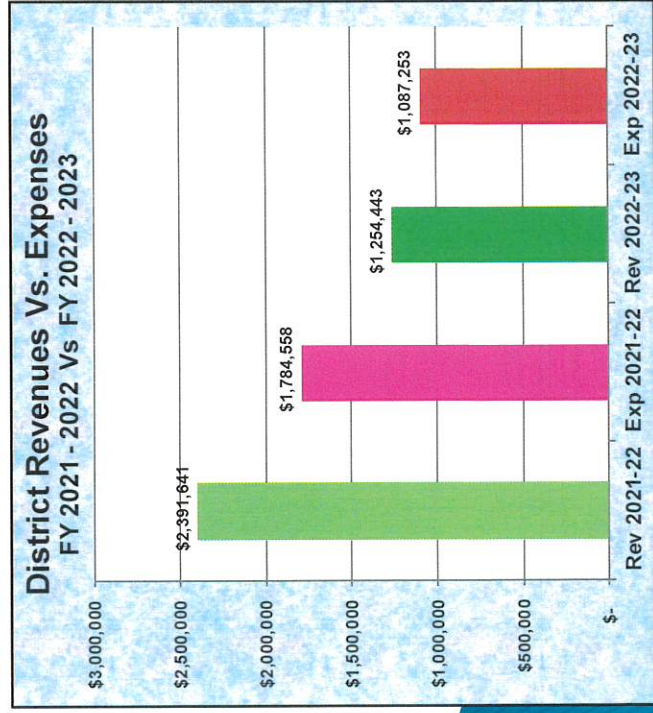
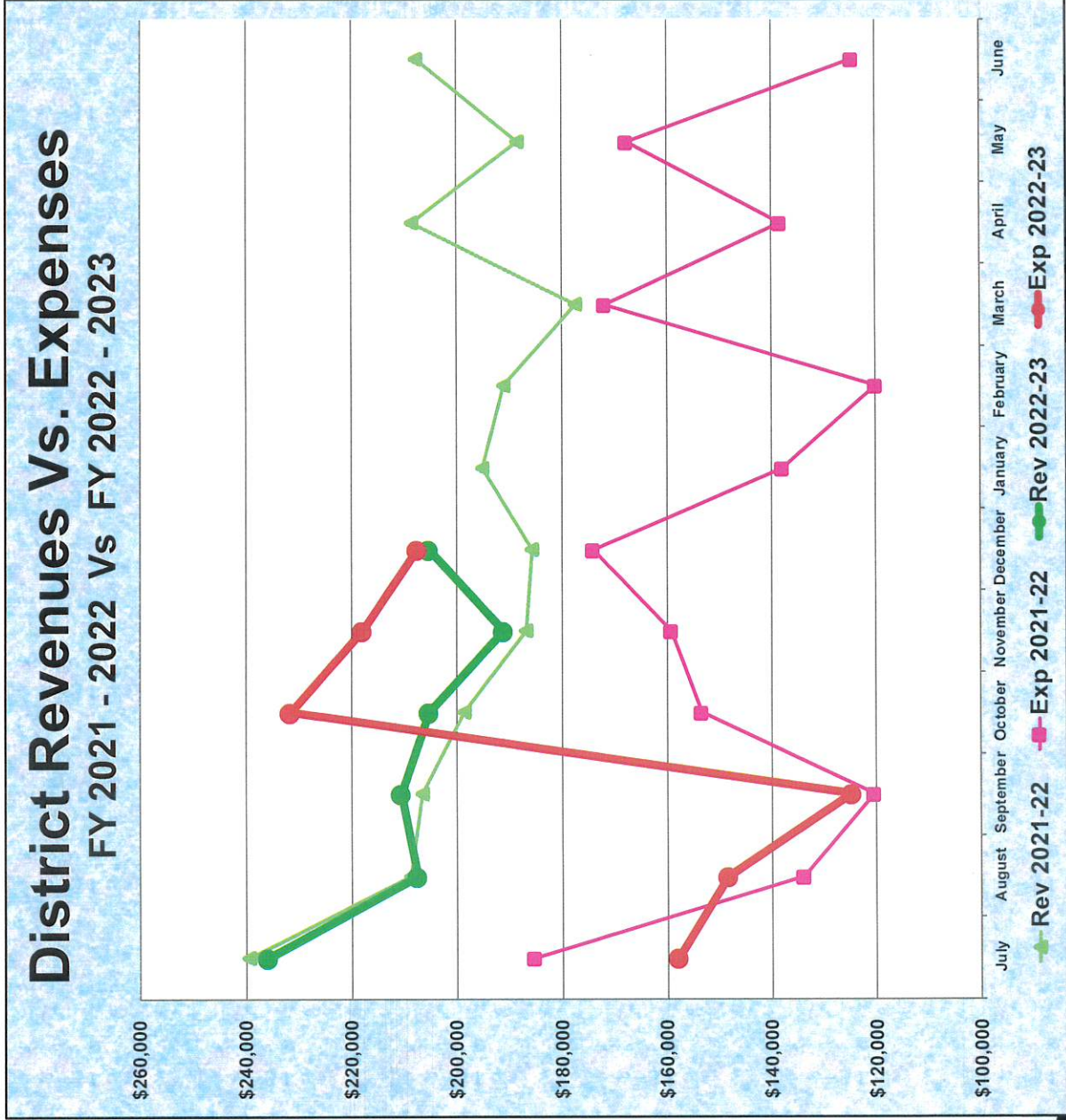
District Finances



District Revenues Vs. Expenses

FY 2022 - 2023

District Revenues vs. Expenses					
Month	Rev 2021-22	Exp 2021-22	Rev 2022-23	Exp 2022-23	
July	\$ 239,315	\$ 185,063	\$ 235,791	\$ 157,777	
August	\$ 208,544	\$ 133,741	\$ 207,239	\$ 148,135	
September	\$ 206,290	\$ 120,420	\$ 210,503	\$ 124,650	
October	\$ 198,416	\$ 153,146	\$ 205,007	\$ 231,533	
November	\$ 186,536	\$ 158,990	\$ 190,910	\$ 217,823	
December	\$ 185,444	\$ 174,001	\$ 204,993	\$ 207,335	
January	\$ 194,908	\$ 137,623			
February	\$ 190,849	\$ 119,779			
March	\$ 177,155	\$ 171,814			
April	\$ 208,453	\$ 138,188			
May	\$ 188,187	\$ 167,537			
June	\$ 207,544	\$ 124,256			
Total	\$ 2,391,641	\$ 1,784,558	\$ 1,254,443	\$ 1,087,253	

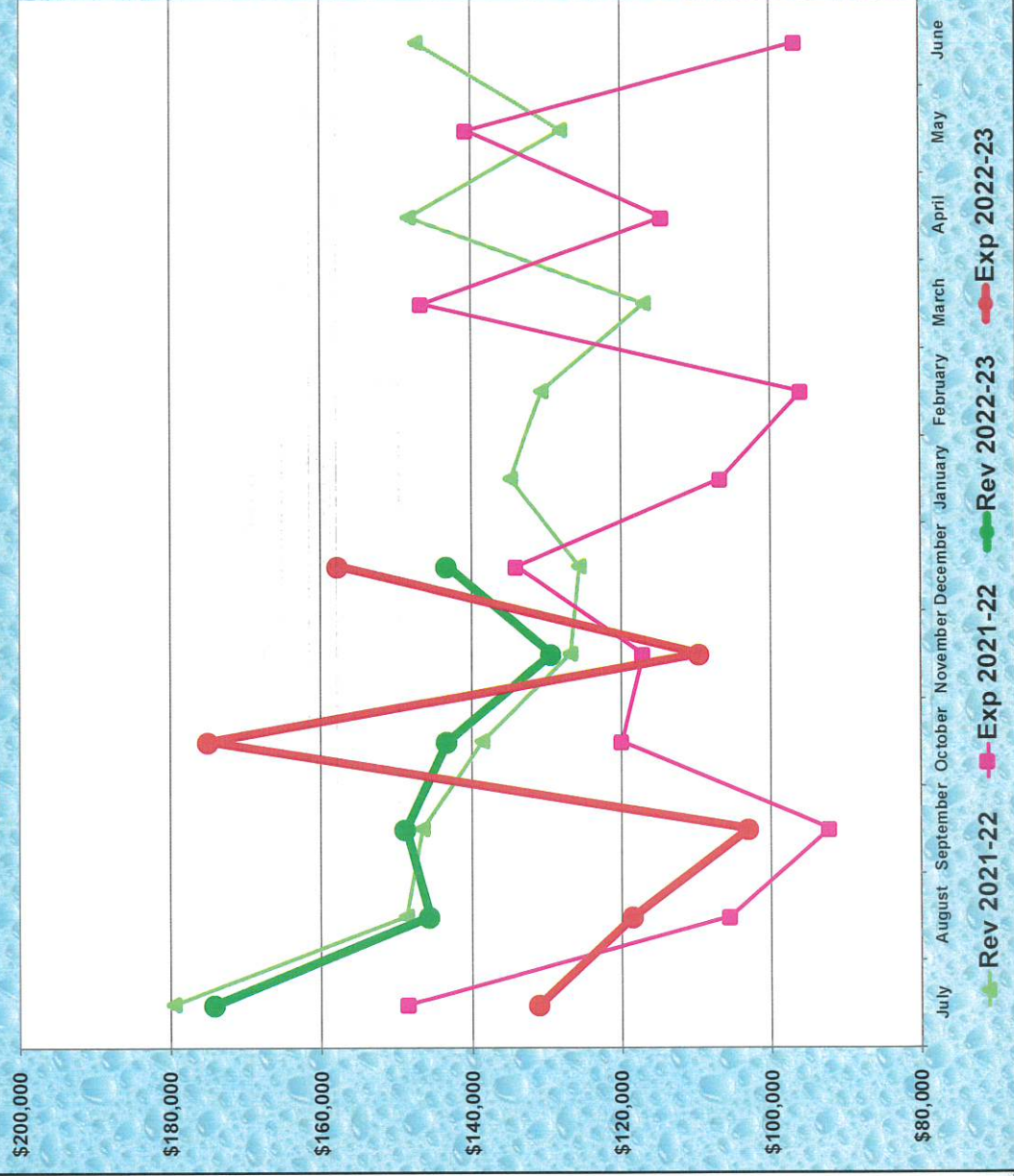


Water Revenues Vs. Expenses

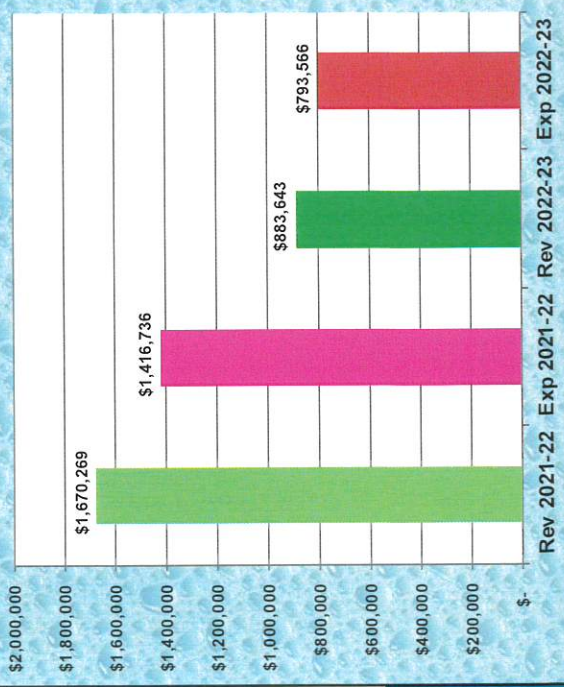
FY 2022 - 2023

Water Revenues vs. Expenses					
Month	Rev 2021-22	Exp 2021-22	Rev 2022-23	Exp 2022-23	
July	\$ 179,455	\$ 148,403	\$ 173,991	\$ 130,826	
August	\$ 148,734	\$ 105,440	\$ 145,439	\$ 118,282	
September	\$ 146,430	\$ 92,242	\$ 148,703	\$ 102,862	
October	\$ 138,563	\$ 119,710	\$ 143,207	\$ 174,748	
November	\$ 126,683	\$ 116,907	\$ 129,110	\$ 109,329	
December	\$ 125,397	\$ 133,807	\$ 143,193	\$ 157,519	
January	\$ 134,560	\$ 106,481			
February	\$ 130,501	\$ 95,874			
March	\$ 116,807	\$ 146,482			
April	\$ 148,105	\$ 114,308			
May	\$ 127,839	\$ 140,520			
June	\$ 147,195	\$ 96,562			
Total	\$ 1,670,269	\$ 1,416,736	\$ 883,643	\$ 793,566	

Water Revenues vs. Expenses
FY 2021 - 2022 Vs FY 2022 - 2023

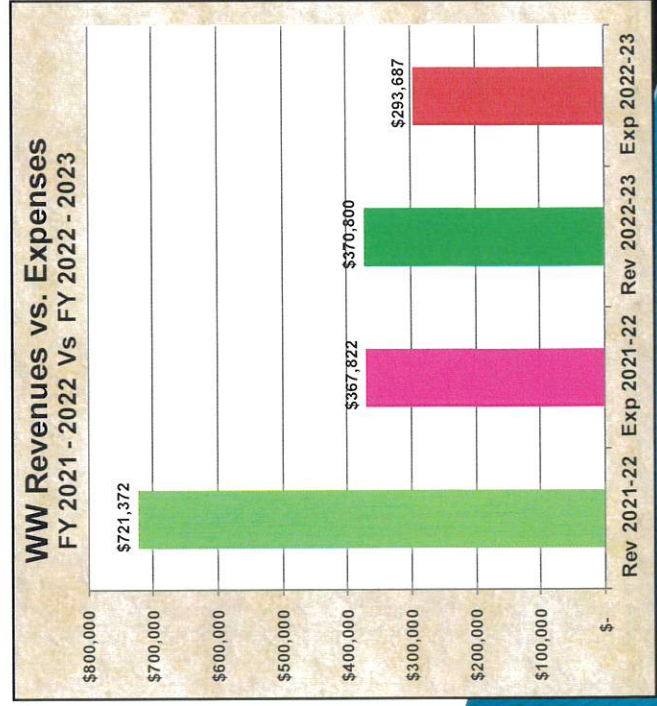
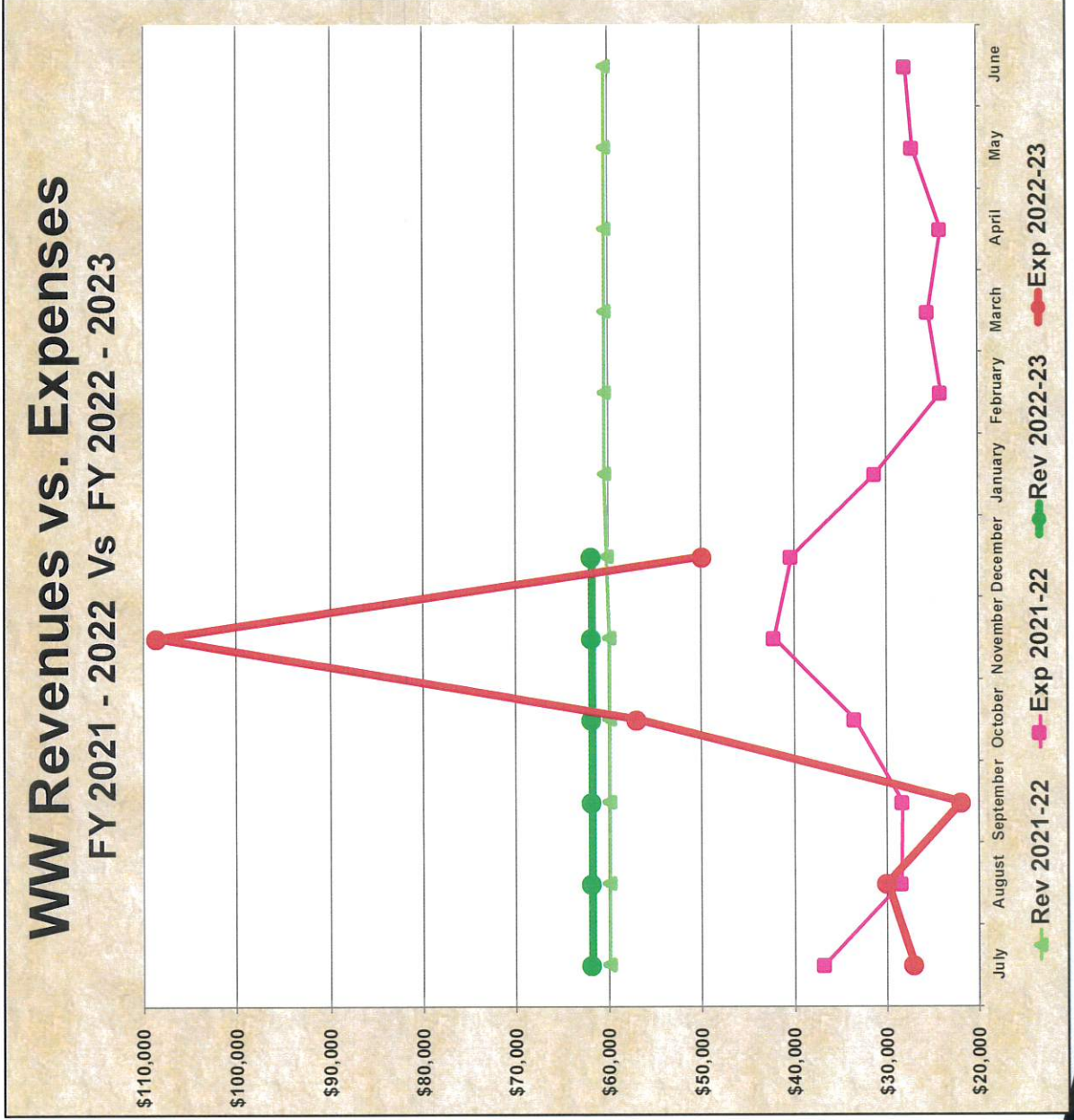


Revenues vs. Expenses
FY 2021 - 2022 Vs FY 2022 - 2023



Wastewater Revenues Vs. Expenses FY 2022 - 2023

Month	WW Revenues vs. Actual Expenses			
	Rev 2021-22	Exp 2021-22	Rev 2022-23	Exp 2022-23
July	\$ 59,860	\$ 36,660	\$ 61,800	\$ 26,951
August	\$ 59,810	\$ 28,301	\$ 61,800	\$ 29,853
September	\$ 59,860	\$ 28,178	\$ 61,800	\$ 21,788
October	\$ 59,853	\$ 33,436	\$ 61,800	\$ 56,785
November	\$ 59,853	\$ 42,083	\$ 61,800	\$ 108,494
December	\$ 60,047	\$ 40,194	\$ 61,800	\$ 49,816
January	\$ 60,348	\$ 31,142		
February	\$ 60,348	\$ 23,905		
March	\$ 60,348	\$ 25,332		
April	\$ 60,348	\$ 23,880		
May	\$ 60,348	\$ 27,017		
June	\$ 60,349	\$ 27,694		
Total	\$ 721,372	\$ 367,822	\$ 370,800	\$ 293,687

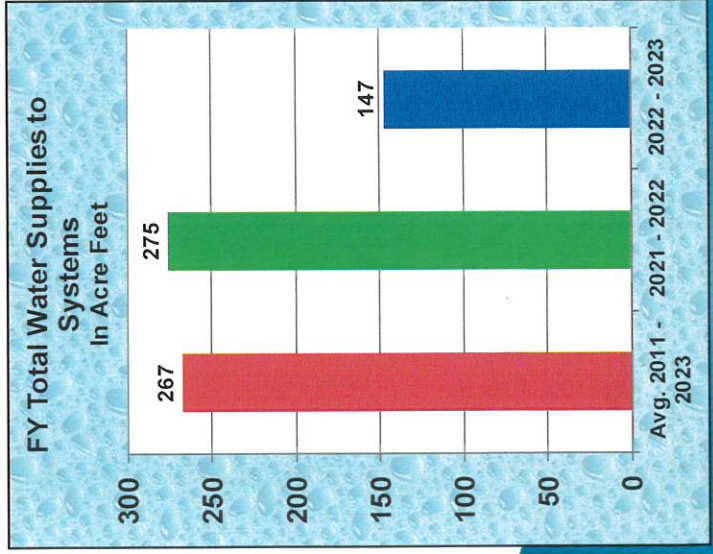
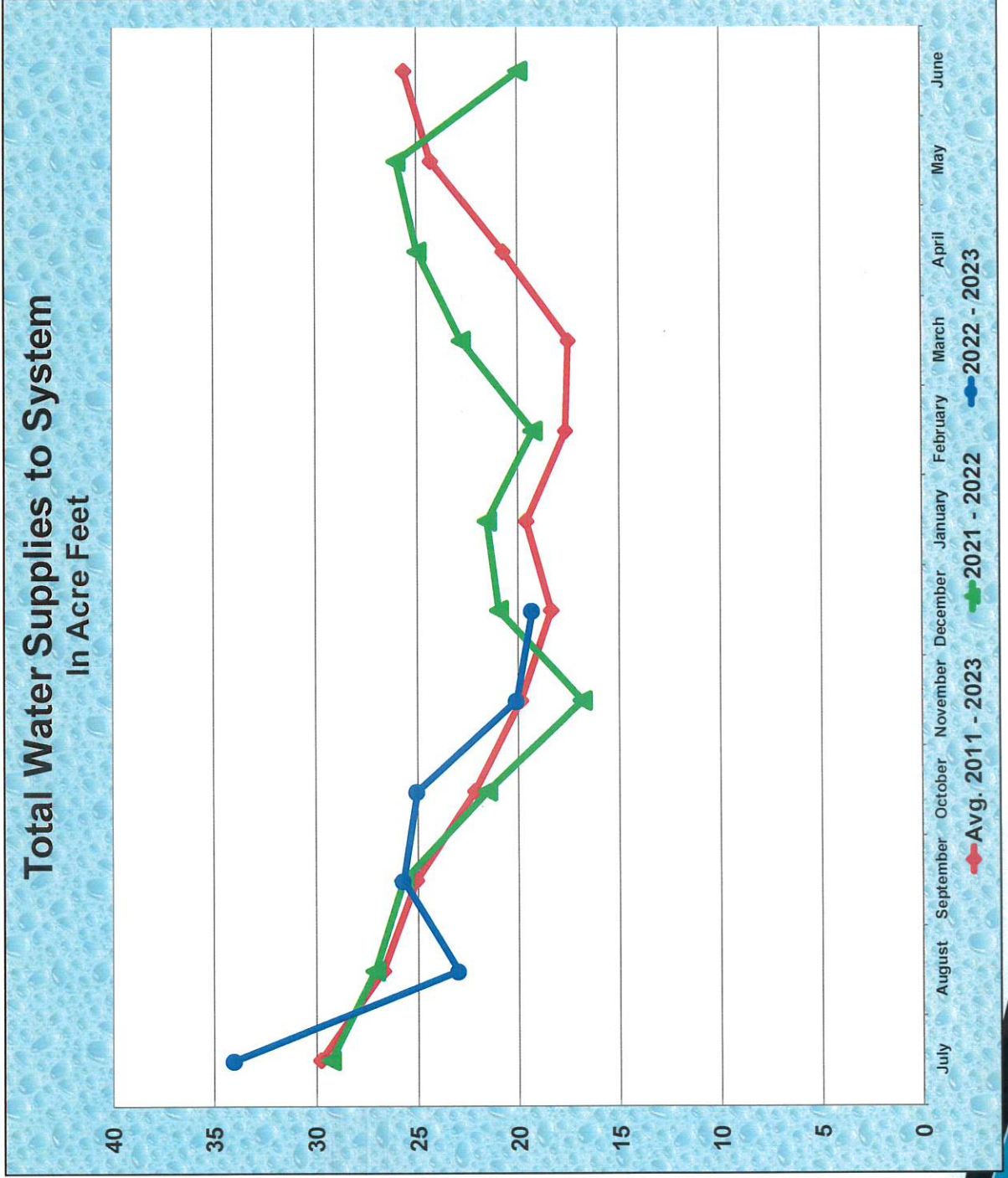


Water Data



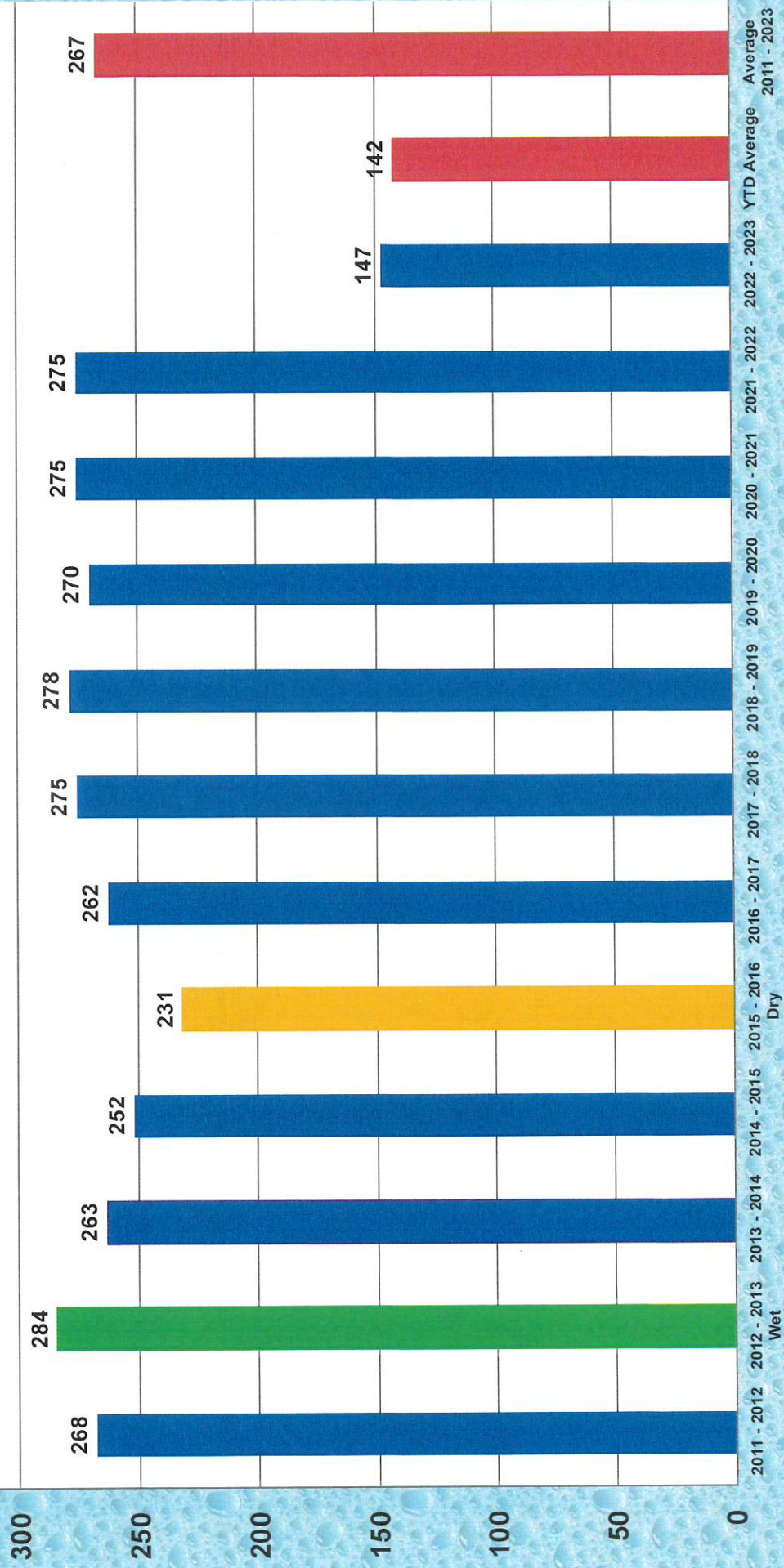
Total Water Supplies to System In Acre Feet

Total Water Supplies To System			
Fiscal Year	Avg. 2011 - 2023	2021 - 2022	2022 - 2023
July	29.8	29.3	34.0
August	26.7	27.1	22.9
September	25.0	25.7	25.7
October	22.1	21.5	25.0
November	19.9	16.8	20.1
December	18.3	20.9	19.3
January	19.5	21.5	
February	17.6	19.2	
March	17.5	22.8	
April	20.7	24.9	
May	24.3	26.0	
June	25.6	19.9	
Total	266.9	275.4	146.9



Total Water Supplies to System In Acre Feet

Total Water Supplies to System
In Acre Feet



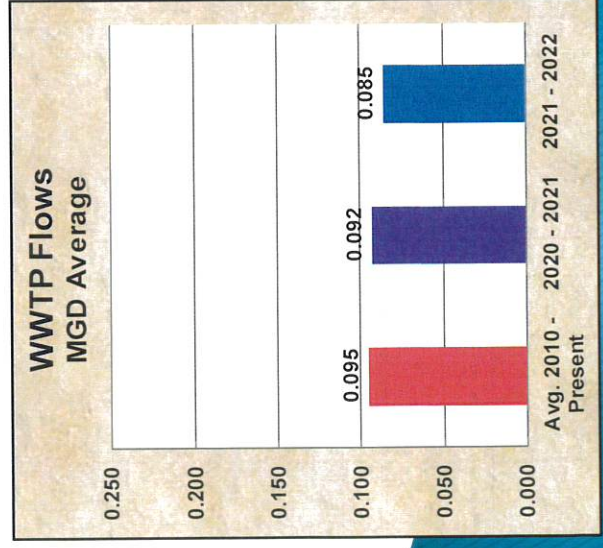
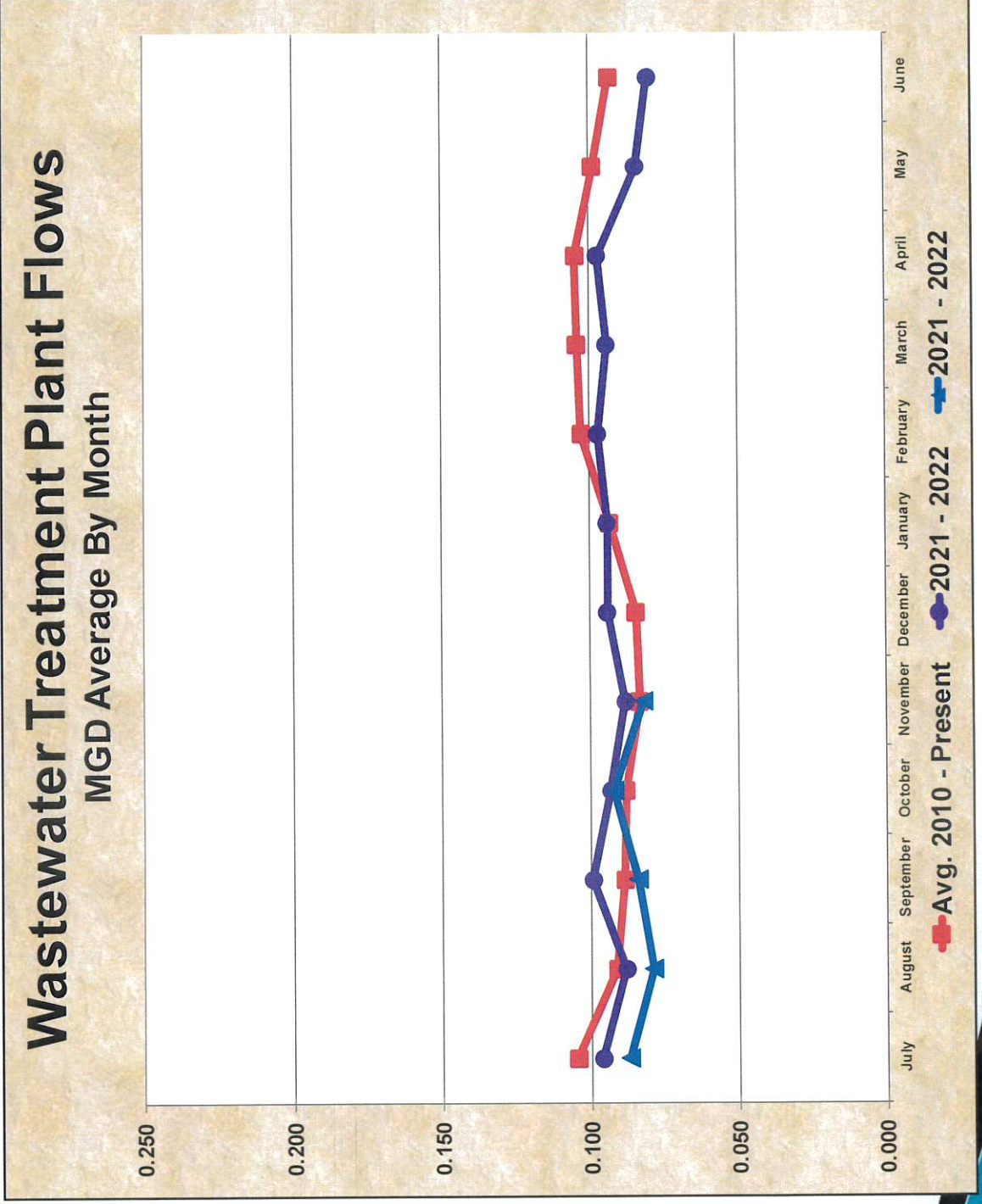
Wastewater Data



Wastewater Treatment Plant Flows

MGD Average By Month

Month	Avg. 2010 - Present	2021 - 2022	2021 - 2022
July	0.104	0.096	0.087
August	0.091	0.088	0.079
September	0.088	0.099	0.084
October	0.088	0.093	0.092
November	0.083	0.088	0.082
December	0.084	0.094	
January	0.093	0.094	
February	0.103	0.097	
March	0.104	0.094	
April	0.105	0.097	
May	0.099	0.084	
June	0.093	0.080	
Average	0.095	0.092	0.085

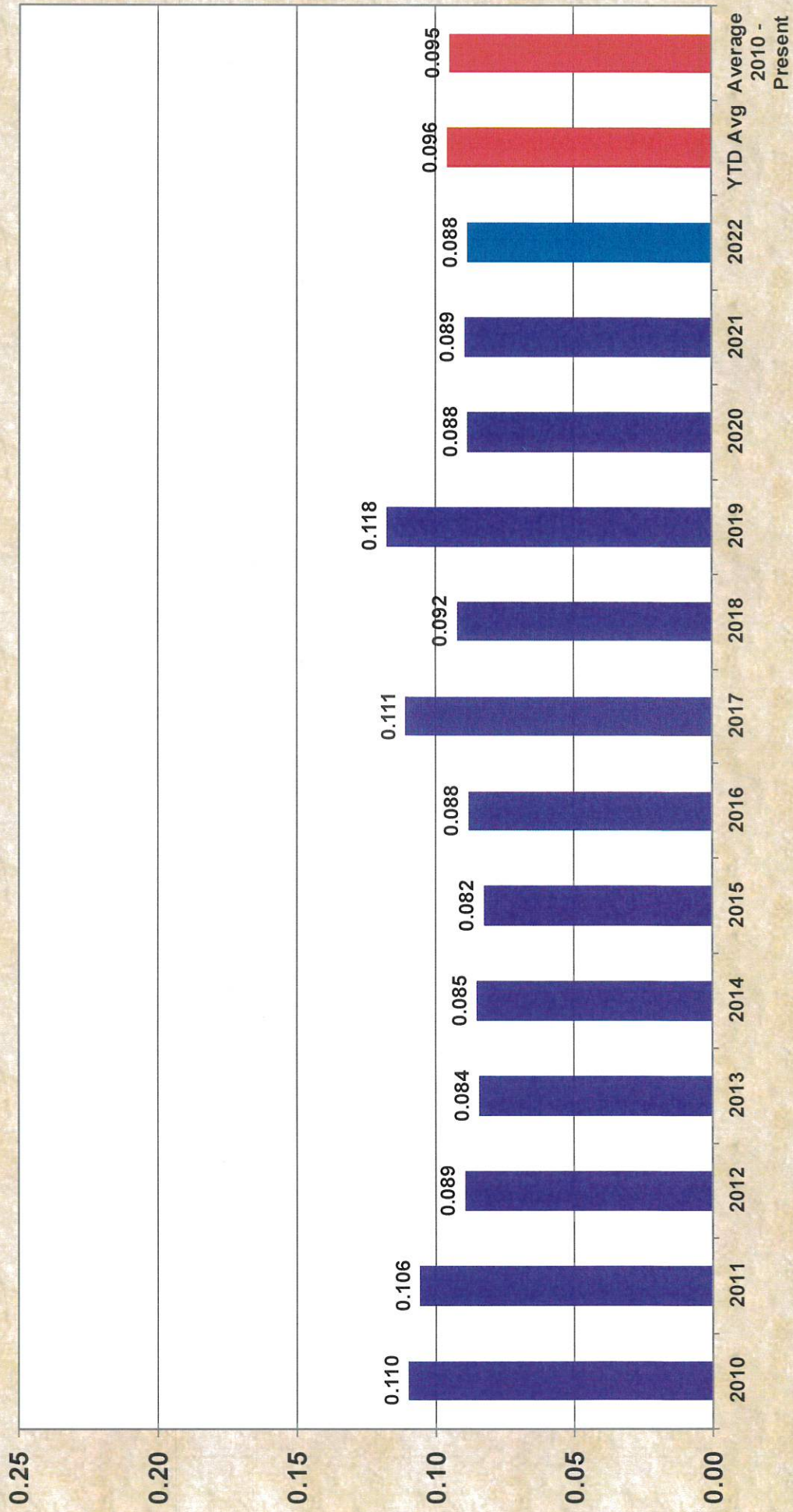


Wastewater Treatment Plant Flows

MGD Average

Calendar Year

Flow in Millions of Gallons Per Day (MGD) - Permit = 0.250 MGD
Per Calendar Year



Project Status



Strawberry Creek Project

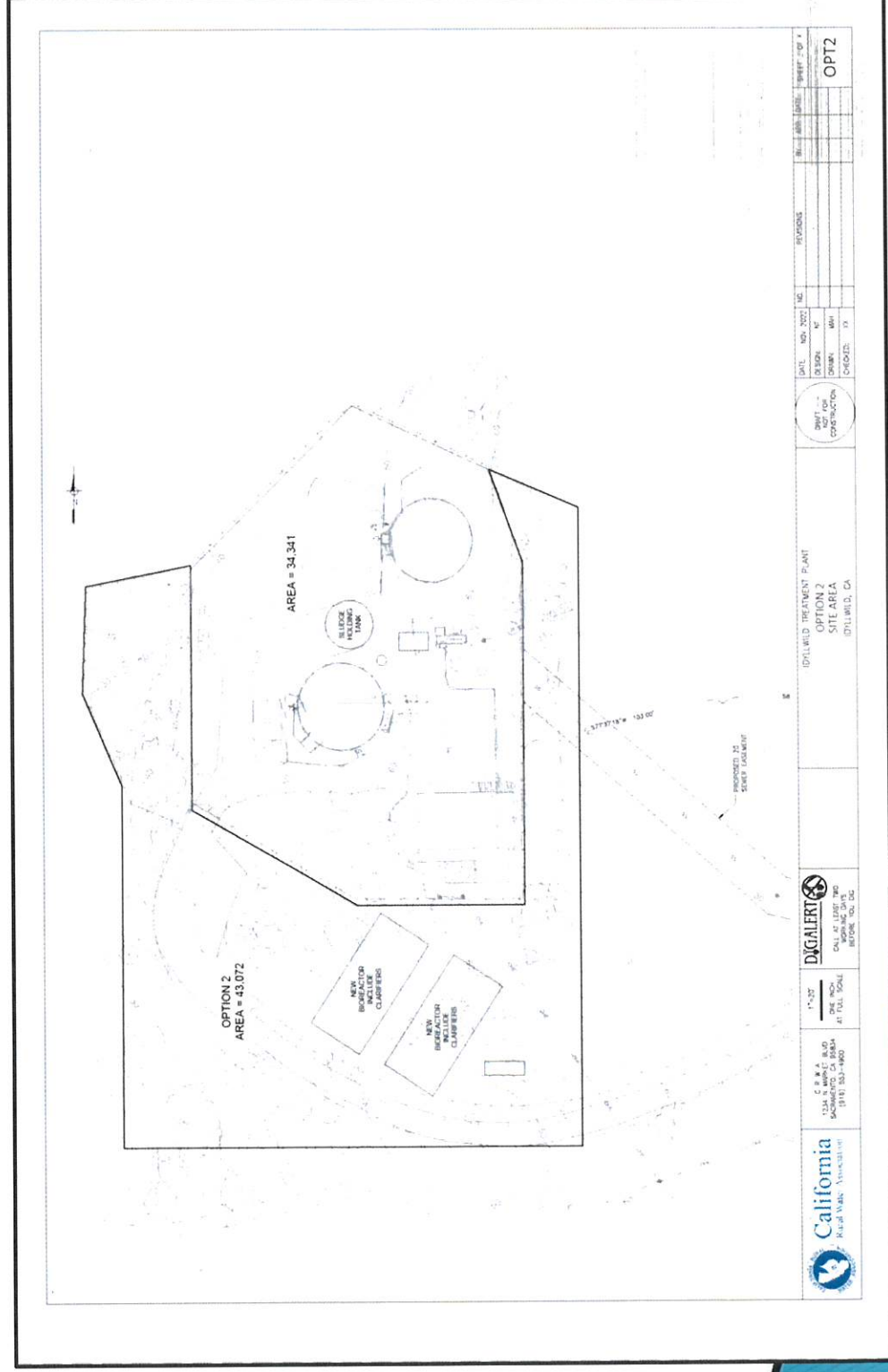


- ▶ Easement negotiations are ongoing
- ▶ Strawberry Creek has flow



WWTP Project Process

- ▶ Art School Land Acquisition
 - Arts School is in the cue for the land appraisal



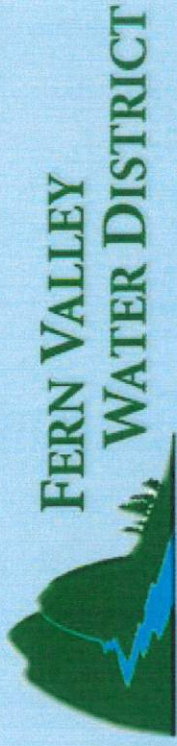
Rate Study 2023 - 2028

- ▶ Staff & Bartle Wells Assoc. met on January 11th
- ▶ Reviewed draft rate study
- ▶ Staff had additional input for the rates model
- ▶ Staff is researching financial information and will provide to BWA to update rates model
- ▶ BWA will be at February Board meeting, via Zoom, to provide a project update
- ▶ Staff & BWA plan to hold two community meetings for citizen's input
- ▶ Both meetings are planned to be held before the end of March



3 District's Luncheon Taco Bar

When: Tuesday, January 10, 2023
Where: IWD Board Room
Time: Noon – 2:00 PMish




Luncheon is for staff only as an opportunity to interact, get better acquainted, share stories, and enjoy time together.





Foster Lake

January 9, 2023 @ 9:30 a.m.










Overview

- ▶ Strawberry Creek & WWTP Projects are moving forward
- ▶ Bartle Wells Associates working on Rate Study
 - Planning two public Rate Study Meetings prior to the end of March 2023
- ▶ District is in good operational and financial shape



Questions?





IDYLLWILD WATER DISTRICT

Memo

To: Board of Directors

From: Leo Havener, General Manager

Date: January 18, 2023

Subject: Item 1D – Authorize Remote Meetings pursuant to AB 361

Recommendation:

Board of Directors authorize remote meetings pursuant to AB 361 for 30 days based on the findings that (1) there is an existing declared state of emergency for COVID-19, and (2) state and local are imposing and recommending measures to promote social distancing.

Background:

At the October 20, 2021, Board meeting, based upon the state of emergency for COVID-19, the Board of Directors adopted Resolution No. 783, which authorized remote Board and committee meetings pursuant to AB 361. The Board found that (1) state and local officials have imposed or recommended measures to promote social distancing in connection with COVID-19; and (2) due to the COVID-19 emergency, meeting in person would present imminent risks to the health and safety of attendees. Under AB 361, certain Brown Act requirements related to remote meetings are suspended. The Board subsequently extended remote meetings at its November through December Board meetings.

Given the continued state of emergency for COVID-19 and the state and local requirements of social distancing, staff is recommending that the Board authorize remote meetings pursuant to AB 361 for 30 days, consistent with previous action taken by the Board. This is being recommended to preserve the health and safety of Directors, staff, and the public.

Currently, the state of emergency for COVID-19 expected to end on February 28, 2023. This date signals the end of remote meetings pursuant to AB 361.

Conclusion:

Staff recommends that the Board authorize the District to conduct remote Board meetings pursuant to AB 361 based on the following findings: (1) There is an existing declared state of emergency for COVID-19, and (2) State and local officials are recommending measures to promote social distancing.

If the Board does not authorize remote meeting pursuant to AB 361, the next Board meeting will be held pursuant to all of the provisions of the Brown Act, including those related to posting the location of remote attendees and ensuring public access to such remote locations.



IDYLLWILD WATER DISTRICT

Memo

To: Board of Directors
From: Leo Havener, General Manager
Date: January 18, 2023
Subject: Item 3 – Drought Discussion

Recommendation:

Board of Directors will discuss the existing statewide drought.



IDYLLWILD WATER DISTRICT

Memo

To: Board of Directors

From: Leo Havener, General Manager

Date: January 18, 2023

Subject: Item 4 – 2023 Election of Officers of the Board of Directors

Recommendation:

Staff recommends the Board of Directors elect a President and Vice President for the 2023 calendar year.

Background:

Idyllwild Water District Directors are elected to the position of President and Vice President for 1-year terms beginning in January and ending in December. The Board holds elections for these positions at the December Regular Board Meeting. However, since there was no Regular Board Meeting in December the Election of Officers is being held during the January Regular Board Meeting.

The Board of Directors will select one of its members to serve as the President and one to serve as the Vice President of the Board.



IDYLLWILD WATER DISTRICT

Memo

To: Board of Directors

From: Leo Havener, General Manager

Date: January 18, 2023

Subject: Item 5 – Consider Resolution No. 789 to Oppose Initiative 21-0042A1

Recommendation:

Staff recommends Board of Directors oppose Initiative 21-0042A1 and approve Resolution No. 789.

Background:

An association representing California's wealthiest corporations and developers is spending millions to push a deceptive proposition aimed for the November 2024 statewide ballot. The proposed proposition, Initiative 21-0042A1, has received the official title:

“LIMITS ABILITY OF VOTERS AND STATE AND LOCAL GOVERNMENTS TO RAISE REVENUES FOR GOVERNMENT SERVICES. INITIATIVE CONSTITUTIONAL AMENDMENT”.

The measure includes provisions that would make it more difficult for local voters to pass measures needed to fund local services and infrastructure, and would limit voter input by prohibiting local advisory measures where voters provide direction on how they want their local tax dollars spent.

The measure limits the discretion and flexibility of locally elected boards to respond to the needs of their communities, and injects uncertainty into the financing and sustainability of critical infrastructure.

Fiscal Impact:

Passage of Initiative 21-0042A1 will severely impact water and sewer rates to cover the increasing costs of operations.

Conclusion:

Idyllwild Water District, by passing Resolution No. 789, will join the No on Initiative 21-0042A1 coalition, a growing coalition of public safety, labor, local government, infrastructure advocates, and other organizations throughout the state.

Attachments:

- Resolution No. 789



RESOLUTION NO. 789

RESOLUTION OF THE BOARD OF DIRECTORS OF THE IDYLLWILD WATER DISTRICT

RESOLUTION TO OPPOSE INITIATIVE 21-0042A1

WHEREAS, an association representing California's wealthiest corporations and developers is spending millions to push a deceptive proposition aimed for the November 2024 statewide ballot; and

WHEREAS, the proposed proposition, Initiative 21-0042A1, has received the official title: "LIMITS ABILITY OF VOTERS AND STATE AND LOCAL GOVERNMENTS TO RAISE REVENUES FOR GOVERNMENT SERVICES. INITIATIVE CONSTITUTIONAL AMENDMENT"; and

WHEREAS, the measure includes provisions that would make it more difficult for local voters to pass measures needed to fund local services and infrastructure, and would limit voter input by prohibiting local advisory measures where voters provide direction on how they want their local tax dollars spent; and

WHEREAS, the measure exposes taxpayers to new costly litigation, limits the discretion and flexibility of locally elected boards to respond to the needs of their communities, and injects uncertainty into the financing and sustainability of critical infrastructure; and

WHEREAS, the measure severely restricts state and local officials' ability to protect our environment, public health and safety, and our neighborhoods against those who violate the law; and

WHEREAS, the measure creates new constitutional loopholes that would allow corporations to pay less than their fair share for the impacts they impose on our communities, including local infrastructure, our environment, water quality, air quality, and natural resources; and

WHEREAS, the measure threatens billions of dollars currently dedicated to state and local services, and could force cuts to water and sewer services provided by Idyllwild Water District as well as public schools, fire and emergency response, law enforcement, public health, parks, libraries, affordable housing, services to address homelessness, mental health services, and more; and

WHEREAS, the measure would also reduce funding for critical infrastructure like streets and roads, public transportation, ports, drinking water, sanitation, utilities, and more.



THEREFORE, BE IT RESOLVED that the Idyllwild Water District opposes Initiative 21-0042A1;

BE IT FURTHER RESOLVED, that the Idyllwild Water District will join the No on Initiative 21-0042A1 coalition, a growing coalition of public safety, labor, local government, infrastructure advocates, and other organizations throughout the state.

MOVED, PASSED, AND ADOPTED this 18th day of January 2023.

Charles Schelly, President
Board of Directors

ATTEST:

I, Leo Havener, Secretary of the IDYLLWILD WATER DISTRICT, hereby certify that the foregoing Resolution was duly and regularly introduced and adopted by the Board of Directors of the IDYLLWILD WATER DISTRICT at its meeting of January 18, 2022, by the following vote:

AYES:

NAY:

ABSTAIN:

ABSENT:

Motion approved.

In witness whereof, I have executed by statement and affix the official seal of the IDYLLWILD WATER DISTRICT this 18th day of January 2023.

IDYLLWILD WATER DISTRICT

Leo Havener, Secretary to Board of Directors/General Manager

65415.00001\40962497.1