



SPECIAL MEETING OF THE BOARD OF DIRECTORS

IDYLLWILD WATER DISTRICT
25945 Highway 243
Idyllwild, CA 92549

June 5, 2024 – 6:00 P.M.

AGENDA

Topic: Special Board Meeting – Board Workshop

Time: June 5, 2024, 06:00 PM Pacific Time (US and Canada)

Join Zoom Meeting

<https://us06web.zoom.us/j/86795097014?pwd=WIPgErGyTSNAYeTU09al8m1kJjacZJ.1>

Meeting ID: 867 9509 7014

Passcode: 943684

One tap mobile

+16694449171,,86795097014#,,,,*943684# US

+12532158782,,86795097014#,,,,*943684# US (Tacoma)

Meeting ID: 867 9509 7014

Passcode: 943684

CALL TO ORDER

ROLL CALL

PUBLIC COMMENTS

Any person may address the Board at this time upon any subject not identified on this Agenda but within the jurisdiction of the district. Please note that for items not listed on the agenda, the Brown Act imposes limitations on what the Board may do at this time. The Board may not act on the item at this meeting. As to matters on the agenda, people will be given an opportunity to address the Board when the matter is considered. Each speaker will be given four (4) minutes to address the Board. Comments should be directed at the Board as a whole and not directed at individual Board members.

DISCUSSION ITEMS

1. BOARD WORKSHOP

The Board will discuss various capital improvement projects and budget items for 2024/2025.



DIRECTORS COMMENTS

CLOSED SESSION


1. CONFERENCE WITH LEGAL COUNSEL

Government Code section 54956.9(d)(2) – Significant Exposure to Litigation
One (1) matter.

ADJOURNMENT

The next Board meeting is a Special Meeting scheduled for Wednesday, June 12, 2024, at 6:00 p.m., to be held at the Idyllwild Water District Boardroom, 25945 Hwy. 243, Idyllwild, CA 92549. Please note that we have moved our board meeting up a week because we are closed for the holiday on June 19th.

Americans with Disabilities Act: In compliance with the ADA, if you need special assistance to participate in a District meeting or other services offered by this District, please contact the district office @ 951-659-2143 or email: office@idyllwildwater.com. Upon request, the agenda and documents in the agenda packet can be made available in appropriate alternative formats to persons with a disability. Notification of at least 48 hours prior to the meeting or time when services are needed will assist the district staff in assuring those reasonable arrangements can be made to provide accessibility to the meeting.



**IDYLLWILD WATER DISTRICT
BUDGET 2024/2025**

Idyllwild Water District:

The district operates under the authority of Section 30000, Division 12 of the California Water Code and engages in water and wastewater activities which are classified as "proprietary". These activities are accounted for much like that of a private business and use the full accrual method of accounting for financial transactions. The major activities include the production and treatment of groundwater; the sale and delivery of water to domestic and commercial accounts; and the collection, treatment, and disposal of wastewater.

Idyllwild Water District (IWD) provides water services to 1645 customers and sewer services to 587 customers within a population of 3000 for Idyllwild in the County of Riverside. In performing these services IWD operates and maintains a complex system of water distribution with seven water pressure zones. This includes five water treatment systems and eleven water storage tanks. We have a wastewater treatment facility that is permitted to handle 250,000 gallons a day for our sewer customers. IWD employs 11 people to operate both our water and sewer operations.

The Idyllwild County Water District was approved by the voters in 1956 as a legal entity to provide water services. The 130,000 feet of water lines and 63,000 feet of sewer lines are located within 9 square miles

Covering an area of 1,592 acres. Water and sewer services are provided to a combination of residential, commercial, and industrial customers. Treated well water from our 28 wells is distributed to individual customers living in the community of Idyllwild. For the first 5 years, IWD's main responsibility was to provide water services and later in 1966 constructed its wastewater plant and the sewer collection system. Later the County was dropped from its name to become the Idyllwild Water District.


IWD constructed a 42kW solar system at Foster Lake to operate six wells and a water treatment plant. The district has many other water facilities in the Foster Lake area. The 18,000,000-gallon Foster Lake is used to collect and store 40-acre feet (ACFT) of water annually from Lilly Creek. We pump creek water from our Strawberry Creek Diversion to Foster Lake for additional water storage. The lake percolates the stored water into the surrounding groundwater and in turn, provides groundwater for the District's wells in the area. IWD operates the diversion using its pre-1914 water right from Strawberry Creek. IWD uses a permit from the State Water Division of Water Rights for its 40 acres of Lilly Creek water. Foster Lake is man-made and has an earth dam to contain 18,000,000 gallons of water. The dam was built in 1945 and has not had any problems related to earthquakes, fires, or floods.



IWD Board Members




Dr. Charles Schelly, President



Peter Szabadi, Vice President



Steve Kunkle, Director



Steve Olson, Director



Mitch Davis, Director

IDYLLWILD WATER DISTRICT
Budget For Revenues & Expenses
Fiscal Year 2024-2025

Category	Operating Services		Total
	Water	Sewer	
<u>Operating Revenue</u>			
Water Base Rate Commercial	\$307,187		\$307,187
Water Base Rate Residential	\$882,581		\$882,581
Water Sales Commercial	\$330,000		\$330,000
Water Sales Residential	\$385,000		\$385,000
Sewer Base Fees Commercial		\$665,580	\$665,580
Sewer Base Fees Residential		\$314,413	\$314,413
Other Fees and Charges	\$11,980	\$360	\$12,340
Total Operating Revenue	\$1,916,748	\$980,353	\$2,897,101
<u>Non-Operating Revenue</u>			
Property Taxes Assessments	\$485,000	\$159,000	\$644,000
Standby Charges Assessments	\$19,000	\$5,250	\$24,250
Interest Income Earned	\$12,200	\$9,250	\$21,450
Other Non-Operating Revenue	\$4,250	\$0	\$4,250
Total Non-Operating Revenue	\$520,450	\$173,500	\$693,950
Total Revenues	\$2,437,198	\$1,153,853	\$3,591,051
<u>Operating Expense</u>			
Water Operations Expenses (Less Depreciation)	\$2,478,510		\$2,478,510
Sewer Operations Expenses (Less Depreciation)		\$771,335	\$771,335
Total Operating Expense	\$2,478,510	\$771,335	\$3,249,845
<u>Non-Operating Expense</u>			
Loan Interest Expense	\$0	\$0	\$0
Miscellaneous Expense	\$0	\$0	\$0
Total Non-Operating Expense	\$0	\$0	\$0
<u>Other Commitments</u>			
OPEB Obligation Expense	\$60,000	\$20,000	\$80,000
Total Other Commitments	\$60,000	\$20,000	\$80,000
Total Expenses	\$2,538,510	\$791,335	\$3,329,845
Net Operating Margin	-\$101,312	\$362,518	\$261,206
<u>Capital Commitments</u>			
Capital Improvements And Equipment By IWD	\$706,000	\$205,000	\$911,000
Total Capital Commitments	\$706,000	\$205,000	\$911,000
Net Fund Contribution / Deficit*	-\$807,312	\$157,518	-\$649,794
Beginning Reserve Fund Balance			\$3,000,000
Projected Ending Reserve Fund Balance			\$2,350,206

*Note: Net Deficit will be cover from the Reserve

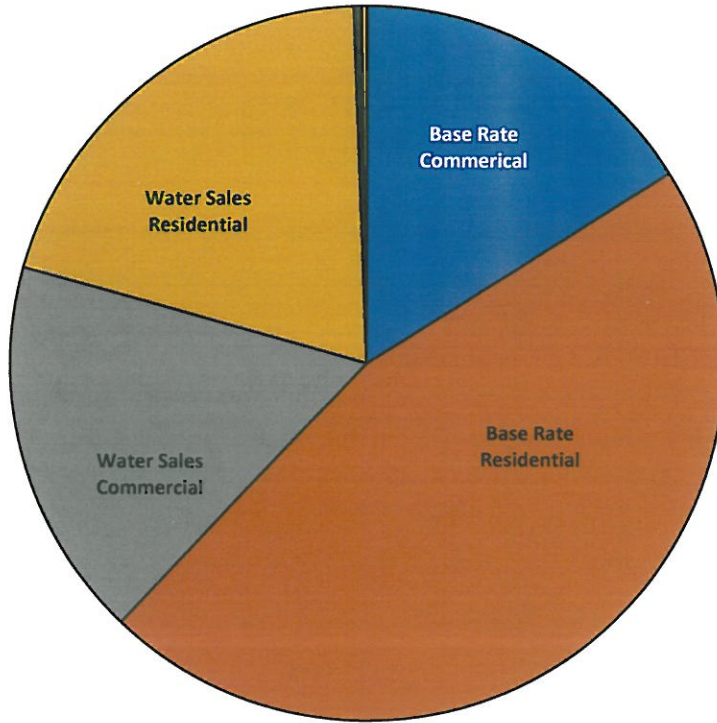
IDYLLWILD WATER DISTRICT
WATER FUND INCOME STATEMENT
YEAR ENDING JUNE 30, 2025

	2022/2023	2023/2024	2024/2025	FY 23/24 - 24/25
	Last Year	Current Year	Future Year	Percentage
	Actual	Projected	Budgeted	Change
Income				
4201 Water Base Rate - Commercial	263,364	284,433	307,187	8.00%
4202 Water Base Rate - Residential	756,672	817,205	882,581	8.00%
4203 Water Sales - Commercial	340,000	320,000	330,000	3.13%
4204 Water Sales - Residential	445,000	370,000	385,000	4.05%
4205 Water Sales - Construction	1,700	1,700	1,800	5.88%
4206 Water Sales - Other	3,000	3,000	3,000	0.00%
4208 Water Transfer Fees	1,200	1,200	1,300	8.33%
4209 Water Turn On/Off Fees	220	220	240	9.09%
4210 Water Will Serve Letter Fees	450	450	460	2.22%
4212 Water Installation Fees	2,000	2,000	4,000	100.00%
4213 Water Lien Fees	180	180	180	0.00%
4214 Water Other Fees & Charges	1,000	1,000	1,000	0.00%
Total Income	\$ 1,814,786	\$ 1,801,388	\$ 1,916,748	6.40%
5400 - WATER OPERATING EXPENSES				
5024 Office Cleaning Services	3,600	3,800	3,860	-1.55%
5403 Engineering Services	6,500	40,593	42,000	-3.35%
5033 Legal Services	65,000	92,000	93,450	-1.55%
5405 State & County Water System Fees	69,000	73,000	75,000	-2.67%
5406 General Plant Expense	125,000	285,000	292,000	-2.40%
5407 Minor Equipment / Parts	380	400	420	-4.76%
5408 Vehicle Repairs & Maintenance	43,563	9,800	10,200	-3.92%
5410 Utilities - Electricity	78,000	122,000	126,000	-3.17%
5411 Utilities - Gas & Fuel	6,500	14,000	14,500	-3.45%
5412 Utilities - Propane	6,000	6,900	6,990	-1.29%
5414 Telephone & Internet	11,325	28,250	29,850	-5.36%
5415 Retirement and Life Insurance	59,620	63,000	98,000	-35.71%
5417 Water Computer Services	21,000	24,000	25,500	-5.88%
5418 Water Board Reimbursement	2,000	2,800	2,950	-5.08%
5419 Water Other Operating Expenses	3,850	3,950	4,000	-1.25%
5420 Accounting & Auditing	14,620	17,900	18,900	-5.29%
5421 Postage & Postage Fees	11,250	12,350	13,000	-5.00%
5422 Office Supplies	19,650	21,340	21,850	-2.33%
5423 Traveling and Mileages	3,620	3,750	4,000	-6.25%
5425 Equipment Maintenance	3,680	4,220	4,280	-1.40%
5426 Medical Insurance	152,000	165,000	167,000	-1.20%
5427 Worker's Compensation Insurance	7,500	16,200	16,900	-4.14%
5428 Retiree Health Insurance	32,600	34,400	36,000	-4.44%
5429 Dues, Fees, Subscription	26,900	28,000	29,000	-3.45%
5430 Advertising & Publishing	12,200	10,800	11,250	-4.00%
5431 Leasing Equipment	350	385	400	-3.75%
5432 Utilities Trash Fee	2,600	2,800	2,900	-3.45%
5433 Bank Fee Charge	7,850	8,500	8,600	-1.16%
5435 Auto & General Insurance	36,000	38,000	39,500	-3.80%
5436 Payroll and Wages	695,000	795,000	1,205,000	-34.02%
5438 Laboratory Services	38,000	43,000	44,200	-2.71%
5440 Compensated Time	14,000	14,800	15,500	-4.52%
5441 Uniform Expenses	3,500	3,900	4,100	-4.88%
5442 Property Tax Expenses	620	850	860	-1.16%
5445 Water Security System (ADT)	2,950	3,200	3,350	-4.48%
5446 Training and Seminars	5,600	6,800	7,200	-5.56%
5600 Water Depreciation	255,000	265,000	270,000	-1.85%
Total Water Operating Expenses	\$ 1,846,828	\$ 2,265,688	\$ 2,748,510	-17.57%
Net Ordinary Income	\$ (32,042)	\$ (464,300)	\$ (831,762)	-44.18%
Other Income / Expense				
Other Income				
4901 Water Taxes & Assessments	370,000	468,000	485,000	3.51%
4903 Water Stand By Assessments	18,173	19,000	19,000	0.00%
4904 Water Interest Earned	8,000	12,000	12,200	1.64%
4919 Water Other Non-Operating Revenue	2,000	4,000	4,250	5.88%
Total Other Income	\$ 398,173	\$ 503,000	\$ 520,450	3.35%
Net Income	\$ 366,131	\$ 38,700	\$ (311,312)	112.43%

**IDYLLWILD WATER DISTRICT
CAPITAL EXPENDITURES FOR WATER FUND
FOR THE BUDGET YEAR ENDING JUNE 30, 2025**

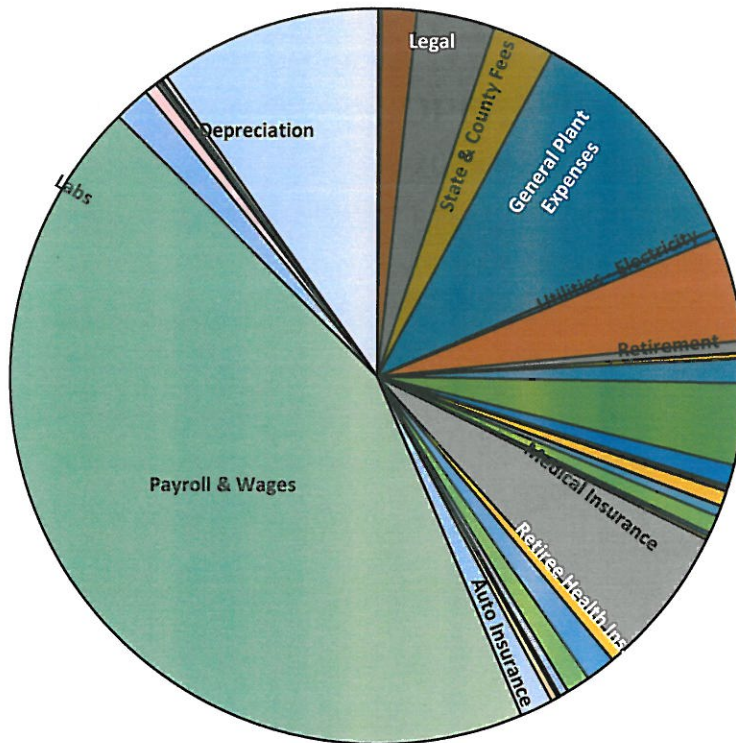
CAPITAL EXPENDITURE DESCRIPTION	CAPITAL EXPENDITURE FINANCE BY IWD
<u>SOURCE OF SUPPLY (G/L #1321):</u>	
1 - Strawberry Creek Pipeline Project - Diversion	\$360,000
TOTAL SOURCE OF SUPPLY	\$360,000
<u>STORAGE TANKS (G/L #1324):</u>	
2 - Recoating Foster Lake Tank (Tank #3)	\$180,000
TOTAL STORAGE TANKS	\$180,000
<u>TRANSMISSION AND DISTRIBUTION (G/L #1324):</u>	
TOTAL TRANSMISSION AND DISTRIBUTION	\$0
<u>WATER TREATMENT PLANT (G/L #1325):</u>	
TOTAL WATER TREATMENT PLANT	\$0
<u>GENERAL PLANT - STRUCTURES, POWER & OTHER EQUIPMENT:</u>	
3- Fixing Upstairs Office	\$40,000
4- Upgrading Chlorine Room	\$36,000
5- New Roofing For the Shop at the Lake	\$90,000
TOTAL GENERAL PLANT - STRUCTURES, POWER & OTHER EQUIPMENT	\$166,000
TOTAL WATER FUND CAPITAL IMPROVEMENT AND EQUIPMENT EXPENDITURES	\$706,000

WATER INCOME FY 2024 - 2025 BUDGET



- 4201 - Water Base Rate - Commercial
- 4202 - Water Base Rate - Residential
- 4203 - Water Sales - Commercial
- 4204 - Water Sales - Residential
- 4205 - Water Sales - Construction
- 4206 - Water Sales - Other
- 4208 - Water Transfer Fees
- 4209 - Water Turn On/Off Fees
- 4210 - Water Will Serve Letter Fees
- 4212 - Water Installation Fees
- 4213 - Water Lien Fees
- 4214 - Water Other Fees & Charges

WATER OPERATING EXPENSES FY 2023 - 2024 BUDGET



- 5024 - Office Cleaning Services
- 5403 - Engineering Services
- 5033 - Legal Services
- 5405 - State & County Water System Fees
- 5406 - General Plant Expense
- 5407 - Minor Equipment / Parts
- 5408 - Vehicle Repairs & Maintenance
- 5410 - Utilities - Electricity
- 5411 - Utilities - Gas & Fuel
- 5412 - Utilities - Propane
- 5414 - Telephone & Internet
- 5415 - Retirement and Life Insurance
- 5417 - Water Computer Services
- 5418 - Water Board Reimbursement
- 5419 - Water Other Operating Expenses
- 5420 - Accounting & Auditing
- 5421 - Postage & Postage Fees
- 5422 - Office Supplies
- 5423 - Traveling and Mileages
- 5425 - Equipment Maintenance
- 5426 - Medical Insurance
- 5427 - Worker's Compensation Insurance
- 5428 - Retiree Health Insurance
- 5429 - Dues, Fees, Subscription
- 5430 - Advertising & Publishing
- 5431 - Leasing Equipment
- 5432 - Utilities Trash Fee
- 5433 - Bank Fee Charge
- 5435 - Auto & General Insurance
- 5436 - Payroll and Wages
- 5438 - Laboratory Services
- 5440 - Compensated Time
- 5441 - Uniform Expenses
- 5442 - Property Tax Expenses
- 5445 - Water Security System (ADT)
- 5446 - Training and Seminars
- 5600 - Water Depreciation

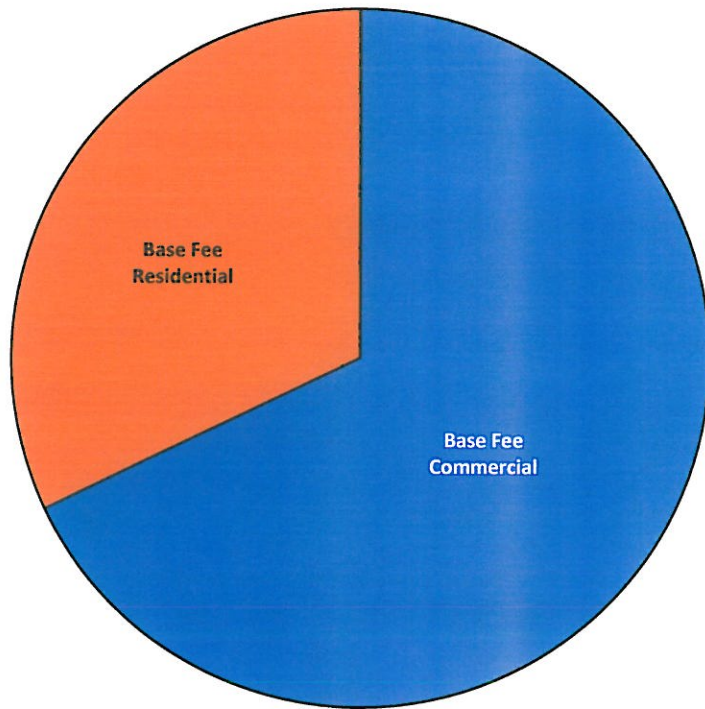
IDYLLWILD WATER DISTRICT
SEWER FUND INCOME STATEMENT
YEAR ENDING JUNE 30, 2025

	FY 22/23	FY 23/24	FY 24/25	FY 23/24 - 24/25
	Last Year	Current Year	Future Year	Percentage
	Actual	Projected	Budgeted	Change
Income				
4101 · Sewer Base Fees - Commercial	500,654	589,009	665,580	13.00%
4102 · Sewer Base Fees - Residential	244,886	278,242	314,413	13.00%
4108 · Sewer Transfer Fees	250	250	250	0.00%
4109 · Sewer Other Fees, Refunds	110	110	110	0.00%
Total Income	\$ 745,900	\$ 867,611	\$ 980,353	12.99%
6400 · SEWER OPERATING EXPENSES				
5005 · Uniforms Expense	820	860	860	0.00%
5008 · Board of Directors Reimbursement	1,670	1,850	1,950	-5.13%
6400 · Payroll	178,530	192,812	242,000	-20.33%
6404 · Retirement and Life Ins	15,478	17,250	22,550	-23.50%
6405 · Treatment Fees	1,280	1,500	2,500	-40.00%
6406 · General Plant Expense	62,500	163,994	165,000	-0.61%
6408 · Vehicle Repairs & Maint.	29,616	14,250	14,800	-3.72%
6410 · Utilities-Electricity	69,500	82,000	86,000	-4.65%
6411 · Utilities-Gas & Fuel	3,950	3,550	3,750	-5.33%
6413 · Sewer Utilities-Telephone	9,831	10,250	11,000	-6.82%
6415 · Legal Services	14,500	28,800	29,200	-1.37%
6417 · Computer Services	14,400	16,200	16,800	-3.57%
6419 · Cleaning Line Expenses	920	980	980	0.00%
6420 · Accounting & Audit Service	6,126	6,800	7,250	-6.21%
6421 · Postage & Mail Fee	3,200	3,900	3,900	0.00%
6422 · Office Supplies	2,850	3,900	3,900	0.00%
6423 · Medical Insurance	54,000	59,000	62,000	-4.84%
6426 · Worker's Comp Insurance	3,744	3,900	4,000	-2.50%
6428 · Retiree Health Insurance	13,520	14,500	14,900	-2.68%
6429 · Dues, Fees & Subscription	4,700	7,250	7,750	-6.45%
6430 · Advertising & Publishing	1,800	1,850	1,870	-1.07%
6431 · Sewer Maintenance	2,000	2,200	2,250	-2.22%
6432 · Utilities - Trash Fee	1,050	1,100	1,150	-4.35%
6433 · Bank Fee Charge	520	590	620	-4.84%
6435 · Auto & General Insurance	20,256	24,560	26,000	-5.54%
6438 · Laboratory Service	12,500	14,500	14,925	-2.85%
6441 · Removal Disposal Fee	5,850	9,275	9,890	-6.22%
6443 · Consulting & Engineering	4,400	4,400	4,400	0.00%
6444 · Traveling and Entertainment	800	1,200	1,250	-4.00%
6445 · Security System	600	980	990	-1.01%
6446 · Depreciation	28,000	33,000	36,000	-8.33%
6448 · Training & Seminar Expenses	5,800	6,500	6,900	-5.80%
Total Sewer Operating Expenses	\$ 574,711	\$ 733,701	\$ 807,335	-9.12%
Net Ordinary Income	\$ 171,189	\$ 133,910	\$ 173,018	22.60%
Other Income / Expense				
Other Income				
4801 · Sewer Taxes & Assessments	128,454	155,000	159,000	2.52%
4803 · Sewer Stand By Assessments	4,947	5,150	5,250	1.90%
4804 · Sewer Interest Earned	14,000	9,000	9,250	2.70%
4805 · Sewer Facilities Charges	-	-	-	
4819 · Sewer Other Non-Operating Revenue	-	-	-	
Total Other Income / Expense	\$ 147,401	\$ 169,150	\$ 173,500	2.51%
Net Income	\$ 318,590	\$ 303,060	\$ 346,518	12.54%

**IDYLLWILD WATER DISTRICT
CAPITAL EXPENDITURES FOR SEWER FUND
FOR BUDGET YEAR ENDING JUNE 30, 2025**

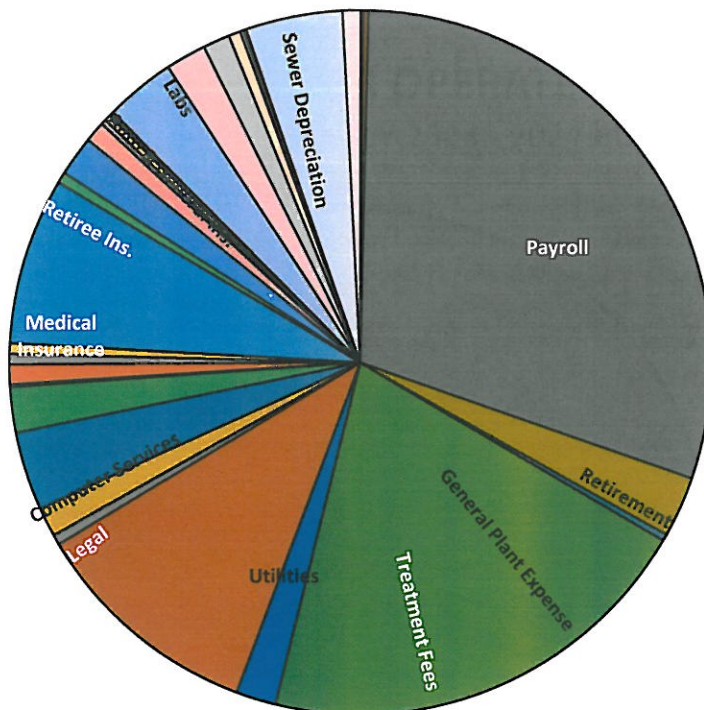
CAPITAL EXPENDITURE DESCRIPTION	CAPITAL EXPENDITURE FINANCE BY IWD
<u>WASTEWATER TREATMENT PLANT (G/L #1316):</u>	
1 - 2 EQ Mixers	\$40,000
2 - GIS Mapping of the collection System	\$90,000
TOTAL WASTEWATER TREATMENT PLANT	\$130,000
<u>SUB-SURFACE LINES (G/L #1315):</u>	
TOTAL SUB-SURFACE LINES	\$0
<u>GENERAL PLANT - STRUCTURES, POWER & OTHER EQUIPMENT:</u>	
3- Upstairs Construction	\$30,000
4- Electronic Gate for Wastewater	\$23,000
5- Paving The Wastewater Plant	\$22,000
TOTAL GENERAL PLANT - STRUCTURES, POWER & OTHER EQUIPMENT	\$75,000
TOTAL SEWER FUND CAPITAL IMPROVEMENT AND EQUIPMENT EXPENDITURES	\$205,000

SEWER INCOME FY 2024 - 2025 BUDGET



- 4101 · Sewer Base Fees - Commercial
- 4102 · Sewer Base Fees - Residential
- 4108 · Sewer Transfer Fees
- 4109 · Sewer Other Fees, Refunds

SEWER OPERATING EXPENSES FY 2023 - 2024 BUDGET



- 5005 · Uniforms Expense
- 5008 · Board of Directors Reimbursement
- 6400 · Payroll
- 6404 · Retirement and Life Ins
- 6405 · Treatment Fees
- 6406 · General Plant Expense
- 6408 · Vehicle Repairs & Maint.
- 6410 · Utilities-Electricity
- 6411 · Utilities-Gas & Fuel
- 6413 · Sewer Utilities-Telephone
- 6415 · Legal Services
- 6417 · Computer Services
- 6419 · Cleaning Line Expenses
- 6420 · Accounting & Audit Service
- 6421 · Postage & Mail Fee
- 6422 · Office Supplies
- 6423 · Medical Insurance
- 6426 · Worker's Comp Insurance
- 6428 · Retiree Health Insurance
- 6429 · Dues, Fees & Subscription
- 6430 · Advertising & Publishing
- 6431 · Sewer Maintenance
- 6432 · Utilities - Trash Fee
- 6433 · Bank Fee Charge
- 6435 · Auto & General Insurance
- 6438 · Laboratory Service
- 6441 · Removal Disposal Fee
- 6443 · Consulting & Engineering
- 6444 · Traveling and Entertainment
- 6445 · Security System
- 6446 · Depreciation
- 6448 · Training & Seminar Expenses

Water Rate Schedule

Water Rate Schedule	Proposed Rates				
	FY 2023/24	FY 2024/25	FY 2025/26	FY 2026/27	FY 2027/28
Monthly Fixed Service Charges:					
<i>Single Family Residential</i>					
5/8 inch	\$42.93	\$46.37	\$50.07	\$54.08	\$58.41
3/4 inch	\$64.40	\$69.55	\$75.11	\$81.12	\$87.61
1 inch	\$107.33	\$115.91	\$125.19	\$135.20	\$146.02
<i>All Other Customers:</i>					
5/8 inch	\$42.93	\$46.37	\$50.07	\$54.08	\$58.41
3/4 inch	\$64.40	\$69.55	\$75.11	\$81.12	\$87.61
1 inch	\$107.33	\$115.91	\$125.19	\$135.20	\$146.02
1 1/2 inch	\$214.65	\$231.83	\$250.37	\$270.40	\$292.03
2 inch	\$343.44	\$370.92	\$400.59	\$432.64	\$467.25
3 inch	\$1,588.43	\$1,715.51	\$1,852.75	\$2,000.97	\$2,161.04
<i>Idyllwild Arts Academy</i>					
3 inch	\$7,555.79	\$8,160.25	\$8,813.07	\$9,518.12	\$10,279.56
<i>Fire Service Charges:</i>					
2 inch	\$9.43	\$10.18	\$11.00	\$11.88	\$12.83
3 inch	\$17.66	\$19.07	\$20.60	\$22.24	\$24.02
4 inch	\$32.82	\$35.45	\$38.28	\$41.35	\$44.65
Commodity Charges					
Rate per cf of water consumed:					
<i>Uniform Potable Rate (Commercial)</i>					
<i>Tiered Rate (SFR Customers)</i>					
Tier 1 400 cf	\$0.0530	\$0.0570	\$0.0620	\$0.0670	\$0.0720
Tier 2 <400 cf	\$0.0870	\$0.0940	\$0.1020	\$0.1100	\$0.1190

Sewer Rate Schedule

Sewer Rate Schedule	Proposed Rates				
	FY 2023/24	FY 2024/25	FY 2025/26	FY 2026/27	FY 2027/28
Monthly Fixed Service Charges:					
Monthly Fixed EDU Charge	\$49.95	\$56.44	\$63.78	\$72.07	\$81.44

IDYLLWILD WATER DISTRICT

Miscellaneous Fees July 1, 2023

<u>Item</u>	<u>Cost</u>
Sewer Capacity Fee	\$15,345.00 / EDU
Sewer Installation Inspection Fee	\$250.00
Water Turn On / Off Fee	\$50.00
Door Hanger Fee (Non-Payment Shut-Off Notice)	\$10.00
Not Sufficient Funds (NSF) / Return Check Fee	\$30.00
Late Payment Fee	\$20.00
Sewer Audit of EDUs (Commerical) Customer Request	\$100.00
Water Availability Letter	\$50.00
Sewer Availability Letter	\$50.00
Transfer Fee	\$50.00
Service Call (After Hours \$75.00)	\$50.00
Application Fee (Water / Sewer)	\$100.00
Construction Water (Renting Meter \$350 and \$500 Deposit for Usage)	\$0.20 / Cubic Foot
Construction Hydrant Meter Relocation Fee	\$25.00

Water Facilities Connection Fee

<u>Meter Size</u>	<u>Connection Fee</u>
0.625 (5/8) - Inch Meter	\$8,782.00
0.75 - Inch Meter	\$9,172.00
1.00 - Inch Meter	\$14,954.00
1.50 - Inch Meter	\$23,980.00
2.00 - Inch Meter	\$42,255.00
3.00 - Inch Meter	\$67,724.00
4.00 - Inch Meter	\$76,540.00
6.00 - Inch Meter	\$146,800.00

Water Service Installation Fee

0.625 (5/8) Through 1.5 - Inch
2.0 - Inch and Above

Actual Costs

\$2,500.00 Deposit
\$3,500.00 Deposit